

# APPLICATION FOR BUILDING PERMIT

The Village of Irvington | 85 Main St | Irvington NY 10533

Application Number:	330	Date:	03/26/2021
Job Location:	5 N BUCKHOUT ST	Parcel ID:	2.40-12-8
Property Owner:	LA FAMILIA CORP / Frank Salvi	Property Class:	1 STY. SM. STR.-MULT
Occupancy:	Commercial	Zoning:	
Common Name:			

Applicant	Contractor
Victor Garcia	Victor Garcia
Image Matters Group	Image Matters Group
420 Sheridan PI Suite 9 Fairview NJ 07022	420 Sheridan PI Suite 9 Fairview NJ 07022
2012127120	2012127120

## Description of Work

Type of Work:	Sign (Business Dist. only)	Applicant is:	Contractor
Work Requested by:	Tenant	In association with:	
Cost of Work (Est.):	3800.00	Property Class:	1 STY. SM. STR.-MULT

## Description of Work

- 1- Install one Carved sign on building façade 60" W x 24' High on the side of Buckhout St
- 2- Install one Carved sign over building porch 60'W x 24' High on the side of Main St.
- 3-Install one awning over the entrance door on Buckhout St.

**Please Note:** Completing the application does not constitute a permit to commence construction. To obtain your permit follow the instructions on the instruction page provided on page 3.

Job Location: 5 N BUCKHOUT ST

Parcel Id: 2.40-12-8


### AFFIDAVIT OF APPLICANT

I Victor Garcia being duly sworn, depose and says: That s/he does business as: **Image Matters Group** with offices at: **420 Sheridan PI Suite 9 Fairview NJ 07022** and that s/he is:

- ☒ The owner of the property described herein.
- ☐ The \_\_\_\_\_ of the New York Corporation \_\_\_\_\_ with offices at: \_\_\_\_\_  
\_\_\_\_\_ duly authorized by resolution of the Board of Directors, and that  
said corporation is duly authorized by the owner to make this application.
- ☐ A general partner of \_\_\_\_\_ with offices \_\_\_\_\_ and that said  
Partnership is duly authorized by the Owner to make this application.
- ☐ The Lessee of the premises, duly authorized by the owner to make this application.
- ☐ The Architect of Engineer duly authorized by the owner to make this application.
- ☒ The contractor authorized by the owner to make this application.

That the information contained in this application and on the accompanying drawings is true to the best of his knowledge and belief. The undersigned hereby agrees to comply with all the requirements of the New York State Uniform Fire Prevention and Building Code, the Village of Irvington Building Code, Zoning Ordinance and all other laws pertaining to same, in the construction applied for, whether or not shown on plans or specify in this application.

Sworn to before me this 29 day of March of 2021

  
Notary Public / Commission of Deeds

  
Applicant's Signature

### OWNER'S AUTHORIZATION

I **LA FAMILIA CORP / Frank Salvi** as the owner of the subject premises and have authorized the contractor named above to perform the work under the subject application.


Owner phone number 914.233.6708 Owner email address El Dorel Lema

- ☐ I hereby acknowledge that it is my responsibility as the **property owner** to ensure that if the permit (if issued) receives a Final Certificate of Approval from the Building Department and further that if a Final Certificate of Approval is not obtained upon completion of the construction, a property violation may be placed on the property for which this permit is being requested.

Sworn to before me this 8th day of APRIL of 2021

  
Notary Public / Commission of Deeds

  
Applicant's Signature



# VILLAGE OF IRVINGTON

## BUILDING DEPARTMENT

85 MAIN STREET

IRVINGTON, NEW YORK 10533

TEL: (914) 591-8335 • FAX: (914) 591-5870

Web Site: [www.Irvingtonny.gov](http://www.Irvingtonny.gov)



## BUSINESS DISTRICT SIGN AND AWNING PERMIT APPLICATION CHECK LIST

It is suggested that all applicants applying for a sign permit read and understand ARTICLE XXVIII prior to applying to the Architectural Review Board for a sign or awning in the Business District.

### REQUIREMENTS TO APPLY TO THE ARCHITECTURAL REVIEW BOARD

- ☒ 1) Apply on line at [www.Irvingtonny.gov](http://www.Irvingtonny.gov) for sign permit under building permits and along with your application submit to the building department the following:
- ☒ 2) Written authorization from the building owner on which the sign and or awning if the applicant is not the owner.
- ☒ 3) Evidence of Workers Compensation Insurance (on a C-105 or equivalent) and Liability Insurance of at least \$1,000,000 held by any installer, and any manufactures warranties.
- ☒ 4) For any sign or awning projecting over village property the applicant and owner of the building must provide evidence of a liability insurance in compliance with 224-195.(6) naming the Village of Irvington additional insured.
- ☒ 5) A scaled drawing depicting the dimensions of the building front and windows including an awning if one is used to a scale of one inch equals a one foot including:
  - a. Dimensions of business frontage ✓
  - b. Dimensions of all openings ✓
  - c. ~~Dimensions of all existing signage to remain~~
- ☒ 6) A drawing of the proposed sign(s) and or awning, accurately showing dimensions, with a scale of not less than one inch equals one foot including:
  - d. Dimensions of all proposed signage ✓
  - e. dimensions and layout of the letter forms ✓
  - f. Dimensions and layout of all graphic's ✓
  - g. Details on all thickness of proposed signs *1 3/4 inch thick*
- ☒ 7) The following calculations are required:
  - h. Business establishment building frontage *792 58 ft*
  - i. Aggregate business frontage area (Business establishment building frontage X 12 feet) *792 x 12 = 9504*
  - j. Square foot calculations of each individual window including glass doors *152.6658 ft total*
  - k. Square foot calculation of each proposed sign including any signage on an awning.
  - l. Square foot calculation of all permanent signage within four (4) feet of the inside of a window.
- ☒ 8) Samples of each material and color to be used in the sign and or awning.
- ☒ 9) Details of any lighting proposed for the sign of area. *Lights stay in - D goose neck original*
- ☒ 10) Photographs clearly showing the building facade in its entirety and that of immediately adjacent buildings.
- ☒ 11) Close up photographs of building in the location of proposed sign and or awning are to be installed.
- ☒ 12) Separate details of all connections of the sign and or awning to the building
- ☒ 13) Separate details of all connection detail locations
- ☒ 14) For proposed awnings and recovers the following additional information is required:
  - m. A scaled drawing of the framing ✓
  - n. Support details including all fastening methods ✓
  - o. Detail showing all location of connections and fasteners
  - p. Details of any operating mechanism and its enclosure
  - q. Dimensions on the elevation drawing showing height of awning of sidewalk *12" off ground.*
  - r. Dimensions shown on a cross section detail of the building showing the awnings projection from the building
- ☐ 15) Submit check list with submission

Applicant Name: Floria U.I.

Signature: Floria U.I.

Date: 5/14/21

By signing this form you attest to reading the attached sign ordinance and that all information asked for above has been submitted and the information submitted is correct.

Please note pursuant to 224-80.B.1.i that additional information may be required after submission from the Architectural Review Board or Building Department.

Note: the following list above is given to assist in the application process. It is not intended to be a replacement for the attached code. Unique and Special projects may require additional information, please review the attached code carefully before submitting an applications for a sign or awning permit.

Hours of Construction: Monday-Friday 7AM-7PM; Saturday 9AM-5PM; Sunday and holiday's construction is prohibited

# SIGN AND AWNING WORK SHEET #1



## ALLOWABLE SIGN AND TEMPORARY SIGN WORKSHEET

### Project Information:

Address: \_\_\_\_\_  
 Unit # \_\_\_\_\_  
 PID # \_\_\_\_\_  
 Acct# \_\_\_\_\_  
 S/B/L/P \_\_\_\_\_

### Building Criteria

Const. Classification: \_\_\_\_\_  
 Use Classification: \_\_\_\_\_  
 Frame Type: \_\_\_\_\_  
 Fuel Type: \_\_\_\_\_  
 Heating System: \_\_\_\_\_  
 Fire Sprinkler : Yes: \_\_\_\_\_ No: \_\_\_\_\_

### Owner Information:

Name \_\_\_\_\_  
 Street Address \_\_\_\_\_  
 Town/State/Zip \_\_\_\_\_  
 Email Address \_\_\_\_\_  
 Phone Number \_\_\_\_\_

### Tenant Information:

Name Hudson Prime Steakhouse  
 Street Address 5 North Buckhout Street  
 Town/State/Zip Irvington, NY 10533  
 Email Address [HUDSONPRIME@GMAIL.COM](mailto:HUDSONPRIME@GMAIL.COM)  
 Phone Number 347-977-2745

## FOR SIGNS IN THE BUSINESS, INDUSTRIAL, RAILROAD DISTRICT

EXISTING CONDITIONS AND ALLOWABLE SIGN COVERAGE							
<b>ALLOWABLE SIGN COVERAGE CALCULATION</b>							
BUSINESS FRONTAGE		94.33 IN FEET					
		X 12 FEET					
EQUALS		1,131.96					
		X .25					
EQUALS		282.99					
		<b>ALLOWABLE SQ FT PERMANENT SIGN</b>					
(NOTE: not more than 30% of a window inclusive of 224-192 shall be covered by a sign)							
<b>ALLOWABLE WINDOW COVERAGE CALCULATION</b>							
	WIDTH		HEIGHT	TOTAL		ALLOWABLE	
WINDOW #1	2.66	x	5.83	15.508	sqft	0.3	4.6523 sqft
WINDOW #2	2.66	x	5.83	15.508	sqft	0.3	4.6523 sqft
WINDOW #3	2.66	x	5.83	15.508	sqft	0.3	4.6523 sqft
WINDOW #4	2.66	x	5.83	15.508	sqft	0.3	4.6523 sqft
WINDOW #5	2.25	x	5.5	12.375	sqft	0.3	3.7125 sqft
WINDOW #6	6.66	x	4.33	28.838	sqft	0.3	8.6513 sqft
WINDOW #7	3.66	x	4.33	15.848	sqft	0.3	4.7543 sqft
WINDOW #8	3	x	5.83	17.49	sqft	0.3	5.247 sqft
WINDOW #9	3	x	5.83	17.49	sqft	0.3	5.247 sqft
WINDOW #10	3	x	5.83	17.49	sqft	0.3	5.247 sqft
WINDOW #11	3	x	5.83	17.49	sqft	0.3	5.247 sqft
				<b>TOTAL WINDOW SQ FT</b>	<b>56.716</b>	<b>SQ FT</b>	
Note: window coverage inclusive of all signage listed in 224-192 not requiring ARB approval.							
Note: window coverage inclusive of permanent and temporary window signage							
* APPLICANT TO PROVIDE A PHOTO OF STORE FRONT NUMBERING EACH							

**WINDOW** – Each window comprises contiguous panes of glass or other transparent or translucent material, including panes divided by window dividers, within a common frame or border and a single plane, visible from the exterior of a building.

**NOTE:** The following calculations above are given to assist in the application process. It is not intended to be a replacement for other requirements or sections of the code. Unique and Special projects may require additional information, please review the attached code carefully before submitting an applications for a sign or awning permit.

**NOTE:** SIZES AND NOTES TAKEN HERE IN AND REFERENCED ARE OF EXISTING CONDITIONS AT THE TIME OF INSPECTION AND MAY CHANGE IT IS THE RESPONSIBILITY OF THE APPLICANT TO UPDATE THE ABOVE INFORMATION PRIOR TO SUBMISSION

# SIGN AND AWNING WORK SHEET #2

## PROPOSED AND EXISTING SIGN AND TEMPORARY SIGN WORKSHEET



### Project Information:

Address 5 N. Buckhout St  
Unit # \_\_\_\_\_  
PID # \_\_\_\_\_  
Acct# \_\_\_\_\_  
S/B/L/P \_\_\_\_\_

### Owner Information:

Name \_\_\_\_\_  
Street Address \_\_\_\_\_  
Town/State/Zip \_\_\_\_\_  
Email Address \_\_\_\_\_  
Phone Number \_\_\_\_\_

### Tenant Information:

Name Hudson Prime Steakhouse  
Street Address 5 North Buckhout Street  
Town/State/Zip Irvington, NY 10533  
Email Address hudsonprimeny@gmail.com  
Phone Number 347-977-2745

### FOR SIGNS IN THE BUSINESS, INDUSTRIAL, RAILROAD DISTRICT

EXISTING AND PROPOSED SIGN CALCULATIONS				
EXISTING SIGN COVERAGE TO REMAIN				
	WIDTH	HEIGHT	SQ FT	DISCRIPTION OF SIGN
<input type="checkbox"/>	SIGN "A"	3	2.333	6.999 Il Sorriso
<input type="checkbox"/>	SIGN "B"	0.75	0.916	0.687 Store Hours
<input type="checkbox"/>	SIGN "C"			
<input type="checkbox"/>	SIGN "D"			
<input type="checkbox"/>	SIGN "E"			
<input type="checkbox"/>	SIGN "F"			
<input type="checkbox"/>	SIGN "G"			
<input type="checkbox"/>	SIGN "H"			
<input type="checkbox"/>	SIGN "I"			
<input type="checkbox"/>	SIGN "J"			
<input type="checkbox"/>	SIGN "K"			
			7.686	TOTAL EXISTING PERMANENT SIGN

PROPOSED SIGN COVERAGE				
	WIDTH	HEIGHT	SQ FT	DISCRIPTION OF SIGN
<input checked="" type="checkbox"/>	SIGN "1"	5'	2'	10 Hudson Prime Steakhouse
<input type="checkbox"/>	SIGN "2"	1'	1'	1 Store hours
<input type="checkbox"/>	SIGN "3"			
<input type="checkbox"/>	SIGN "5"			
<input type="checkbox"/>	SIGN "6"			
<input type="checkbox"/>	SIGN "7"			
<input type="checkbox"/>	SIGN "8"			
<input type="checkbox"/>	SIGN "9"			
<input type="checkbox"/>	SIGN "10"			
<input type="checkbox"/>	SIGN "11"			
<input type="checkbox"/>	SIGN "12"			
				TOTAL EXISTING PERMANENT SIGN

\* APPLICANT TO PROVIDE A SEPARATE PHOTO OF STORE FRONT LABELING EACH EXISTING AND PROPOSED SIGN

Note: window coverage inclusive of permanent and temporary window signage  
Note: window coverage inclusive of all signage listed in 224-192 not requiring ARB approval.

EXISTING AND PROPOSED WINDOW AND TEMPORARY SIGN CALCULATIONS				
EXISTING WINDOW AND TEMPORARY SIGN COVERAGE TO REMAIN				
	WIDTH	HEIGHT	SQ FT	DISCRIPTION OF SIGN
<input type="checkbox"/>	SIGN "TA"			
<input type="checkbox"/>	SIGN "TB"			
<input type="checkbox"/>	SIGN "TC"			
<input type="checkbox"/>	SIGN "TD"			
<input type="checkbox"/>	SIGN "TE"			
<input type="checkbox"/>	SIGN "TF"			
<input type="checkbox"/>	SIGN "TG"			
<input type="checkbox"/>	SIGN "TH"			
<input type="checkbox"/>	SIGN "TI"			
<input type="checkbox"/>	SIGN "TJ"			
<input type="checkbox"/>	SIGN "TK"			
				TOTAL EXISTING PERMANENT SIGN

PROPOSED WINDOW AND TEMPORARY SIGN COVERAGE				
	WIDTH	HEIGHT	SQ FT	DISCRIPTION OF SIGN
<input type="checkbox"/>	SIGN "T1"			
<input type="checkbox"/>	SIGN "T2"			
<input type="checkbox"/>	SIGN "T3"			
<input type="checkbox"/>	SIGN "T5"			
<input type="checkbox"/>	SIGN "T6"			
<input type="checkbox"/>	SIGN "T7"			
<input type="checkbox"/>	SIGN "T8"			
<input type="checkbox"/>	SIGN "T9"			
<input type="checkbox"/>	SIGN "T10"			
<input type="checkbox"/>	SIGN "T11"			
<input type="checkbox"/>	SIGN "T12"			
				TOTAL EXISTING PERMANENT SIGN

\* APPLICANT TO PROVIDE A SEPARATE PHOTO OF STORE FRONT LABELING EACH EXISTING AND PROPOSED SIGN

Note: window coverage inclusive of permanent and temporary window signage  
Note: window coverage inclusive of all signage listed in 224-192 not requiring ARB approval.

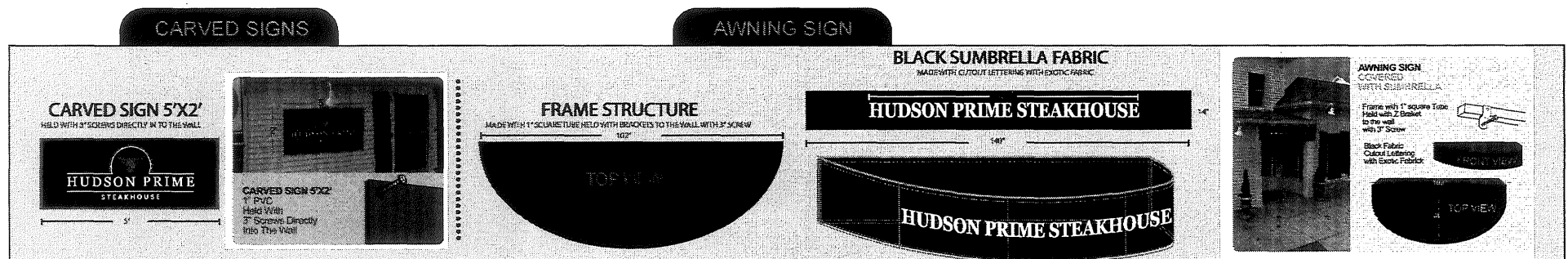
**SIGN** – Any material, structure, or device containing or composed of letters, pictures, or symbols, designed or used for the purpose of attracting, or that does attract, the attention of the public to the subject matter thereof; and located either out of doors, on the exterior of a building, on an awning, or inside a building within four feet of a window, and in a manner to be viewed principally by passersby. A national, state, or local flag shall not be considered a sign.

**NOTE:** The following calculations above are given to assist in the application process. It is not intended to be a replacement for other requirements or sections of the code. Unique and Special projects may require additional information, please review the attached code carefully before submitting an applications for a sign or awning permit.

**NOTE:** SIZES AND NOTES TAKEN HERE IN AND REFERENCED ARE OF EXISTING CONDITIONS AT THE TIME OF INSPECTION AND MAY CHANGE IT IS THE RESPONSIBILITY OF THE APPLICANT TO UPDATE THE ABOVE INFORMATION PRIOR TO SUBMISSION

Sign / Awning

SCALE : 1 FOOT= QUATER INCH



1 3/4 inch thickness for sign




## CARVED SIGNS

### CARVED SIGN 5'X2'

HELD WITH 3" SCREWS DIRECTLY INTO THE WALL




5'



### CARVED SIGN 5'X2'

1" PVC  
Held With  
3" Screws Directly  
Into The Wall



1 FOOT= QUATER INCH

## AWNING SIGN

### BLACK SUMBRELLA FABRIC

MADE WITH CUTOUT LETTERING WITH EXOTIC FABRIC

#### FRAME STRUCTURE

MADE WITH 1" SQUARE TUBE HELD WITH BRACKETS TO THE WALL WITH 3" SCREW

162"

#### HUDSON PRIME STEAKHOUSE

140"

HUDSON PRIME STEAKHOUSE



#### AWNING SIGN COVERED WITH SUMBRELLA



Frame with 1" square Tube  
Held with Z Bracket  
to the wall  
with 3" Screw



Black Fabric  
Cutout Lettering  
with Exotic Fabric





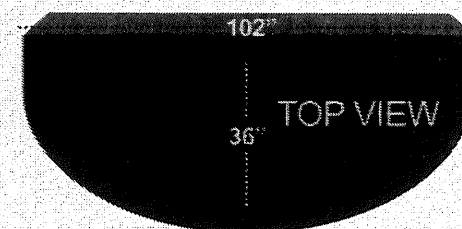


## AWNING SIGN COVERED WITH SUMBRELLA

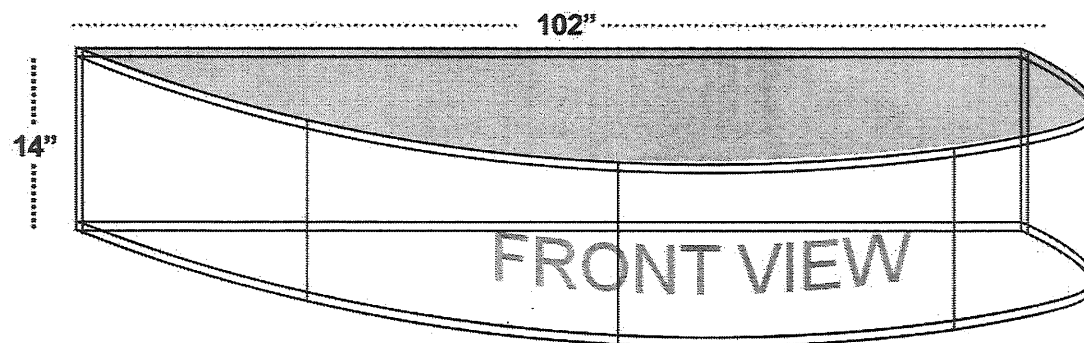
Frame with 1" square Tube  
Held with Z Bracket  
to the wall  
with 3" Screw



Black Fabric  
Cutout Lettering  
with Exotic Fabrick



## SIZES







14-1/2 in. x 75 in. Lifetime Vinyl Standard  
Cathedral Top Center Mullion Open  
Louvered Shutters Pair Black

by **Ekena Millwork** >

★★★★★ (149) ▼



1/4 inch = 1 foot

792 sq ft 1st floor framing

40 sq feet opening

Aggregate business frontage 792 x 12 = 9504

Sq footage door & windows total 152.66 sq ft

Sign 10 sq ft awning 13.52 sq ft = 23.52 sq ft sign & awning combined

Canopy will start 112 inches off ground

6 windows 77" x 41.5"  
6.41 x 3.45 =  
each window 22.11  
x 6  
6 windows total 132.68  
1 door 36" x 80"  
3 x 6.66  
19.98 sq ft

