

APPLICATION FOR BUILDING PERMIT

The Village of Irvington | 85 Main St | Irvington NY 10533

Application Number:	356	Date:	04/12/2022
Job Location:	92 DOGWOOD LA	Parcel ID:	2.90-45-17
Property Owner:	Michael Mainiero	Property Class:	1 FAMILY RES
Occupancy:	One/ Two Family	Zoning:	
Common Name:			

Applicant	Contractor
Michael Mainiero	Rafael Ridolfi
Owner	RR Paving Masonry
92 Dogwood Lane Irvington NY 10533	79 Plymouth Road Stamford CT 06906
646-256-5002	914-619-8002


Description of Work

Type of Work:	Retaining Wall	Applicant is:	Owner
Work Requested by:		In association with:	
Cost of Work (Est.):	12000.00	Property Class:	1 FAMILY RES

Description of Work

Replace existing retaining wall, in the rear yard

Please Note: Completing the application does not constitute a permit to commence construction. To obtain your permit follow the instructions on the instruction page provided on page 3.






CAMBRIDGE

PRODUCT LINE SPECS & NEW PRODUCTS

Your Outdoor Dreams Come True!

2022



An added value when selling your home.

Charles H. Cambridge, founder / Chairman / CEO

FIND US ONLINE:
cambridgepavers.com

ORDER ONLINE:
shop.cambridgepavers.com

GENERAL PRICING & ORDER INFORMATION

PALLETS (Non-Returnable)..... \$ ____ Each

ALL RETURNS (Prior Approval Required)

A. Restocking Charge..... 20%

B. Trucking Charge..... Amt. Based On Location

DELIVERY TO JOB SITE:

Minimum of 12 Cubes (*Pavingstones*) / Minimum 14 Pallets (*Wallstones*)

DELIVERY TO DISTRIBUTOR'S YARD:

Minimum of 16 Cubes (*Pavingstones*) / 14 Pallets (*Wallstones*) or 45,000 lbs. Truck reservations must be accompanied by a Cambridge Online Order confirmation. For delivery to a job site, recipient must meet truck.

All dimensions quoted in these specifications are nominal and are for guidance only. Actual sizes and weights will vary, particularly on the products designed to replicate natural stone which have features such as riven profiles and fettled edges. The sizes and quantities provided on these pages usually allow a nominal 5mm or more of sand joint width.

NOTE: 1 sq. ft. of 2 3/8 in. thick pavingstones equals approx. 27 lbs. Example: 100 sq. ft. / one cube = 2,700 lbs.

ATTENTION- DISTRIBUTOR'S CONTRACTORS ARE NOT PERMITTED TO PICK UP AT CAMBRIDGE. THIS IMPROVES YARD LOADING AND DELIVERY TIMES FOR ALL CAMBRIDGE CUSTOMERS. THANK YOU FOR UNDERSTANDING.

SPECIAL ORDERS

PAVERS: Payment is required prior to manufacturing. Minimum order quantity will be required. All overage material must be purchased.

OUTDOOR LIVING KITS: See below for the policy regarding Special Order quotes.

» QUOTES:

- A Quote for Special Order product will be provided within 2 business days of the receipt of all required detail to accurately identify the requested product.
- There is a ____ charge for the processing of a Special Order quote. Product will be quoted upon receipt of a Purchase Order in the amount of ____, which will be invoiced immediately.
- Should you purchase the Special Order product, *Cambridge will credit \$ ____ to the invoiced amount upon receipt of a written order and pre-payment for the quoted product.*
- Quotes are valid for 60 days.

» **TERMS:** Special Order products are provided based on customer specifications and are not returnable. Payment in full is required for the manufacturing process to proceed.

» **LEAD TIME:** Will be provided at the time of quoting.

MANUFACTURING BY LOCATION, TRANSFERRING OF MATERIAL & TRUCKING

We continue to manufacture certain products in specific locations only (*Lyndhurst, South Amboy, or Lakewood*). For distributors where we arrange all trucking- we will provide you with three different trucking rates from each of our locations to your yard so you can price all products accordingly. For distributors that arrange their own trucking or pick up-you will be instructed what products will be available at each location. *We will not transfer products from one location to another* (this includes split loads to yards/jobsites). This will streamline our operations and maximize the supply of our pavers and walls so we can better service you.

ORDERING COYOTE "CUSTOM ORDER ONLY" PRODUCTS

NOTE: Coyote products designated as "Custom Order Only" are not in our inventory. To ensure that items are available on a timely basis, a single order will be placed weekly. Custom Orders must be received by 11:00 AM on Wednesday. The product ordered will be available the following Friday at Cambridge unless otherwise specified at the time of order placement.


ALL COLORS ARE CATEGORIZED BY COLOR PRICING CATEGORIES.

PLEASE USE THE COLOR SELECTION GUIDES ON PAGES 3, 4 AND PAGE 6 FOR SPECIFIC COLOR AVAILABILITY BY SHAPE.

COLOR PRICING CATEGORIES	REASON FOR UPCHARGE	COLORS
STANDARD COLORS	—	Onyx, Onyx/Natural, Ruby/Onyx, Sahara/Chestnut, Toffee/Onyx, Toffee/Onyx Lite
COLOR PLUS	PRICE INCREASED BECAUSE OF WHITE CEMENT	Coal, Limestone Quarry Blend, Mocha, Sahara/Chestnut Lite, Sandstone Blend
PREMIER COLORS	PRICE INCREASED BECAUSE OF SPECIAL BLUE PIGMENTS AND/OR WHITE CEMENT	Bluestone Blend, Driftwood, Limestone Quarry Blue, Stone Harbor

Cambridge utilizes outside vendors/partners to provide you with the highest quality products. Please note, the appearance, availability and pricing of third-party and Cambridge products are subject to change at any time. Actual products may differ slightly from the pictures shown. Cambridge is not responsible for typographical (description and pricing) errors in our product line specifications.

OUTDOOR LIVING Color Selection Guide

		Limestone Quarry Blend	Midnight Slate	Onyx/Natural	Sahara/Chestnut	Santa Fe	Toffee/Onyx
FIRE PITS	Fully-Assembled Gas Fire Table				■		■
	Olde English Wall Square Fire Pit Kit			■	■		■
	Olde English Wall Round Fire Pit Kit			■	■		■
	Garden Wall Round Fire Pit Kit Split Face	■		■			
	Pyzique Round Fire Pit Kit Split Face			■	■		■
	MaytRx Square Fire Pit Kit Split Face			■	■		■
FIREPLACES	Ledgestone Radius Wall Round Barbeque & Fire Pit Kit			■	■		■
	Fully-Assembled Olde English Outdoor Fireplace & Waterfall/Firewood Box	■			■		■
	Olde English Wall Fireplace Kit & Firewood Box Kit			■	■		■
	The Boutique Collection Mini Fully-Assembled Olde English Fireplace	■			■		■
	Olde English Paver Fireplace Kit & Firewood Box Kit			■	■		■
	MaytRx Split Face Fireplace Kit & Firewood Box Kit			■	■		■
BOUTIQUE COLLECTION	Fully-Assembled The Berkshire Outdoor Fireplace & Firewood Box	■					■
	Fully-Assembled Stone Veneer Outdoor Fireplace & Firewood Box		■			■	
	The Boutique Collection Mini Fully-Assembled Canyon Ledge Fireplace		■			■	
	The Boutique Collection Fully-Assembled Olde English Bench				■		■
KITCHENS	Pre-Cut & Pre-Packaged MaytRx Seating Wall Kit (Quarter Round/Half Round - Split Face Only)			■	■		■
	Fully-Assembled Outdoor Kitchen	C			C		C
	Olde English Wall Outdoor Kitchen Kit			■	■		■
	Olde English Wall Outdoor Kitchen with Asado Cooker Kit			■	■		■
PIZZA OVENS	MaytRx Wall Kitchen Kit Split Face			■	■		■
	Fully-Assembled Stone Veneer Kitchen		C			C	
	Fully-Assembled Pizza Oven	■			■		■
	Fully-Assembled Stone Veneer Pizza Oven		■			■	
GRILL ISLANDS	Olde English Wall Pizza Oven Kit			■	■		■
	MaytRx Wall Pizza Oven Kit Split Face			C	C		C
	Fully-Assembled Outdoor Grill Island	■			■		■
	Olde English Wall Grill Module Kit			■	■		■
BARS & TABLES	MaytRx Wall Grill Module Kit Split Face			■	■		■
	Ledgestone Wall Grill Module Kit			■	■		■
	Fully-Assembled Stone Veneer Grill Island		■			■	
	Olde English Wall Bar Module Kit			■	■		■
MAILBOX COLUMNS / FIRE / WATER	MaytRx Wall Bar Module Kit Split Face			■	■		■
	Olde English Wall Patio Pub & Bistro Table Kit				■		■
	MaytRx Wall Patio Pub & Bistro Table Kit Split Face				■		■
	Ledgestone Wall Evolution 360			SPECIAL ORDER ONLY			
MAILBOX COLUMNS / FIRE / WATER	Olde English Wall Rectangular & Round Waterfall Kits			■	■		■
	Fully-Assembled Grand Columns & Grand Column Mailboxes				C		C
	Olde English Column Mailbox Kit			■	■		■
	MaytRx Column Mailbox Kit Split Face			■	■		■





C = Custom Order Only





PAVINGSTONES *Color Selection Guide*



<div>SHERWOOD COLLECTION</div>		Coal	Mocha	Bluestone Blend	Driftwood	Limestone Quarry Blend	Limestone Quarry Blue	Onyx/Natural	Sahara/Chestnut	Sahara/Chestnut Lite	Sandstone Blend	Stone Harbor	Toffee/Onyx	Toffee/Onyx Lite
Ledgestone 3-Pc. Design Kit				■	■	■	■	■	■	■	■	■	■	■
Ledgestone 4 1/2 x 9		■	■											
Ledgestone XL 3-Pc. Design Kit				■		■		■		■	■	■		■
Ledgestone Smooth 3-Pc. Design Kit						■		■			■			
Ledgestone Smooth 4 1/2 x 9		■												
XL Smooth 3-Pc. Design Kit				■		■		■			■			
XL Smooth 24 x 36				■		■								
River Rock		■						■						
Belgium 5-Pc. Design Kit		■	■											
Brick Alley		■												

ROUNDTABLE COLLECTION									
	Coal	Mocha	Onyx	Bluestone Blend	Limestone Quarry Blend	Onyx/Natural	Ruby/Onyx	Sahara/Chestnut	Toffee/Onyx
6 x 9	■	■	■	■	■	■	■	■	■


CRUSADER COLLECTION					
	Coal	Mocha	Bluestone Blend	Onyx/Natural	Sandstone Blend
6 x 12 Bullnose - 2 3/8" Thick	■	■		■	■
Ledgestone Cap	■	■		■	
12 x 24 Cap	■	■	■		

	LEDGESTONE 3-PC. DESIGN KIT	LEDGESTONE SMOOTH 3-PC. DESIGN KIT	LEDGESTONE XL 3-PC. DESIGN KIT	XL SMOOTH 3-PC. DESIGN KIT
PAVINGSTONE SHAPE				
ACTUAL SIZE (inches) 2 3/8 Thick - unless noted	9 3/32 x 13 5/8 - 50 pcs. 9 3/32 x 9 3/32 - 60 pcs. 4 17/32 x 9 3/32 - 130 pcs.	9 3/32 x 13 5/8 - 50 pcs. 9 3/32 x 9 3/32 - 60 pcs. 4 17/32 x 9 3/32 - 130 pcs.	15 3/4 x 23 5/8 - 20 pcs. 15 3/4 x 15 3/4 - 30 pcs. 7 7/8 x 15 3/4 - 30 pcs.	15 3/4 x 23 5/8 - 20 pcs. 15 3/4 x 15 3/4 - 30 pcs. 7 7/8 x 15 3/4 - 30 pcs.
WEIGHT PER CUBE (lbs.)	3,078	3,078	3,538 (Pallet Incl.)	3,538 (Pallet Incl.)
SQUARE FT. PER CUBE	114	114	129	129
PIECES PER CUBE	240	240	80	80
PRICE PER SQUARE FOOT	Standard	Standard	Standard	Standard
	Color Plus	Color Plus	Color Plus	Color Plus
	Premier		Premier	Premier

	LEDGESTONE 4 1/2 X 9	LEDGESTONE SMOOTH 4 1/2 X 9	XL SMOOTH 24 X 36	BRICK ALLEY
PAVINGSTONE SHAPE				
ACTUAL SIZE (inches) 2 3/8 Thick - unless noted	4 17/32 x 9 3/32	4 17/32 x 9 3/32	23 5/8 x 35 7/16	2 5/8 x 7 7/8
WEIGHT PER CUBE (lbs.)	3,030	3,030	2,314 (Pallet Incl.)	1,855
SQUARE FT. PER CUBE	114 (Linear Ft. • Soldier: 151 / Sailor: 303.1)	114 (Linear Ft. • Soldier: 151 / Sailor: 303.1)	81	67 (Linear Ft. • Soldier: 102.4 Sailor: 307.1)
PIECES PER CUBE	400	400	14	468
SQUARE FT. PER BAND	22.8	22.8	40.5	11.1
PIECES PER BAND	80	80	7	78
BANDS PER CUBE	5	5	2	6
PRICE PER SQUARE FOOT				
	Color Plus	Color Plus	Color Plus	Color Plus
			Premier	




	BELGIUM 5-PC. DESIGN KIT	RIVER ROCK
PAVINGSTONE SHAPE		
ACTUAL SIZE (inches) 2 3/8 Thick - unless noted	5 x 5 • 5 x 6 5 x 6 1/2 • 5 x 7 1/2 5 x 8 1/2	7 Various Sizes
WEIGHT PER CUBE (lbs.)	2,835	2,606 (Pallet Incl.)
SQUARE FT. PER CUBE	105 (Linear Ft. • Sailor: 251.2)	87
PIECES PER CUBE	450	580
SQUARE FT. PER BAND		
PIECES PER BAND		
BANDS PER CUBE		
PRICE PER SQUARE FOOT		Standard
	Color Plus	Color Plus

ROUNDTABLE

6X9	
PAVINGSTONE SHAPE	
ACTUAL SIZE (inches) 2 3/8 Thick - unless noted	6 x 9
WEIGHT PER CUBE (lbs.)	3,051
SQUARE FT. PER CUBE	113
PIECES PER CUBE	300
SQUARE FT. PER BAND	22.60
PIECES PER BAND	60
BANDS PER CUBE	5
PRICE PER SQUARE FOOT	Standard
	Color Plus
	Premier

CRUSADER COLLECTION


For special structural, landscape & pavement applications & hardscape solutions.

6X12 BULLNOSE		LEDGESTONE CAP WITH ARMORTEC®		12X24 CAP	
PAVINGSTONE SHAPE					
ACTUAL SIZE (inches) 2 3/8 Thick - unless noted	6 x 12	19 1/8 x 19 1/8 - 8 pcs. • 18 3/4 x 16 1/2 - 8 pcs. 16 x 13 3/4 - 16 pcs. • 11 7/11 x 9 3/8 - 16 pcs.		12 9/16 X 24	
WEIGHT PER CUBE (lbs.)	2,146 (Pallet Incl.)	2 3/8" Thick • All caps 12 9/16" Depth All four pieces are conveniently packaged on one pallet. One cube contains 8 corner units that can be used as a right or left corner, and as regular units.		1,845 (Pallet Incl.)	
SQUARE FT. PER CUBE	78	Straight, curved, circular and serpentine designs can be easily created with these four larger configurations - three trapezoidal and one square. With deep, bluestone-like clefts, this multi-use option can be used for pool coping, steps, wall caps and pavingstone borders.		60 Linear Ft.	
PIECES PER CUBE	156	Linear Ft. Per Cube: 58.3 • Pieces Per Cube: 48 Total Weight: 1,560 lbs. (Pallet Incl.)		30	
SQUARE FT. PER BAND	26			20 Linear Ft.	
PIECES PER BAND	52			10	
BANDS PER CUBE	3			3	
PRICE PER SQUARE FOOT	Standard	PRICE PER LINEAR FOOT	Standard		
	Color Plus		Color Plus	Color Plus	
				Premier	

WALLSTONES Color Selection Guide



South Amboy Wall Systems CANNOT be mixed with the Classic Wallstones.

These wallstones are exact full heights versus nominal. MaytRx, Pyzique & Sigma Walls are available in Split Face only.



	Coal	Mocha	Limestone Quarry Blend	Onyx/Natural	Sahara/Chestnut	Sahara/Chestnut Lite	Toffee/Onyx	Toffee/Onyx Lite
WALLSTONES CLASSIC								
MaytRx Split Face 6"				■	■		■	
MaytRx Split Face Wall Caps	■	■		■			■	
MaytRx Split Face Column Kit				■	■		■	
Pyzique Split Face				■	■		■	
Sigma 8" Split Face Wall & Corners				■	■		■	
Edgestone				■	■		■	
WALLSTONES PLUS [SOUTH AMBOY WALLSTONES]								
Olde English Wall			■	■	■	■	■	■
Non-Tumbled Olde English Wall (4 x 8 x 12)			■	■				
Maytrx 6" Plus Split Face Wall			■	■	■	■	■	■
Sigma 8" Plus Split Face Wall			■	■	■		■	
Sigma 8" Plus Corner Split Face			■	■	■		■	
Double-Sided Plus Split Face Cap	■	■		■				
Single-Sided Plus Split Face Cap	■	■		■				
Column Plus Split Face Kits			■	■	■		■	
Garden Wall Split Face			■	■				
Belgium Curbstone			■					

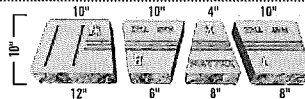
OLDE ENGLISH WALL SYSTEM

	OLDE ENGLISH™ DOUBLE-SIDED TUMBLED WALL	NON-TUMBLED OLDE ENGLISH™ WALL
WALLSTONE SHAPE		
ACTUAL SIZE (inches)	4H x 8D x 12L	4H x 8D x 12L
FACE SQ. FT. PER BLOCK	.33	.33
FACE SQ. FT. PER PALLET	32	27
WEIGHT PER CUBE (lbs.)	2,880	2,450 (Pallet Incl.)
DEGREES FROM VERTICAL	0°	0°
UNITS PER PALLET	96	81
STYLE	N/A	N/A
PRICE PER PIECE	Standard	Standard
	Color Plus	Color Plus

MAYTRX® DOUBLE-SIDED MULTI-FACE DESIGN

Available in 6" heights


4 Basic wallstones (A, B, X & Y) with optional caps, corners & stretcher stones available in Split Face.




- MaytRx 6". For walls up to 3 ft. high (without pins) or engineered walls of any height (with pins and geogrid).
- MaytRx 6" can be mixed and matched for walls up to 3 ft. high (without pins) or engineered walls of any height (with pins and geogrid).
- 1 cube of MaytRx 6" yields 28.4 double-sided face ft.

NOTE: MaytRx 6" Walls can be used as vertical walls with pins!


MAYTRX WALL SYSTEM

	MAYTRX 6" DOUBLE-SIDED
WALLSTONE SHAPE	
ACTUAL SIZE (inches)	ALL: 6H x 10D A: 10W / 12W • B: 10W / 6W X: 8W / 4W • Y: 10W / 8W
FACE SQ. FT. PER PALLET	Single Sided 33.4
FACE SQ. FT. PER LAYER	Designed To Be Sold By Full Cube Or Layer. Double-Sided: 7.09 Face Sq. Ft. Per Layer Single-Sided: 8.35 Face Sq. Ft. Per Layer
WEIGHT PER CUBE (lbs.)	Weight Per Pallet: 2,960 Lbs. 0° or Optional 3/4" Setback (7.1°)
DEGREES FROM VERTICAL	
UNITS PER PALLET	A: 20 • B: 20 • X: 20 • Y: 20
STYLE	SPLIT FACE
PRICE PER FACE SQ. FT.	Standard

SIGMA WALL SYSTEM



	SIGMA 8"
WALLSTONE SHAPE	
ACTUAL SIZE (inches)	8H x 12D x 18L
FACE SQ. FT. PER BLOCK	1
FACE SQ. FT. PER PALLET	36
WEIGHT PER CUBE (lbs.)	2,606
DEGREES FROM VERTICAL	6°
UNITS PER PALLET	36
STYLE	SPLIT FACE
PRICE PER PIECE	Standard

SIGMA CORNERS


	SIGMA 8" CORNER
WALLSTONE SHAPE	
ACTUAL SIZE (inches)	8H x 14D x 8L Right & Left Corners
WEIGHT PER CUBE (lbs.)	1,310
DEGREES FROM VERTICAL	0°
UNITS PER PALLET	18
STYLE	SPLIT FACE
PRICE PER PIECE	Standard

WALL CAPS

All caps can be used on ALL wallstones

	DOUBLE-SIDED CAP	SINGLE-SIDED CAP
SHAPE		
ACTUAL SIZE (inches)	3H x 13D x 12W	3H x 12D x 18W
FACE SQ. FT. PER BLOCK	0.25	0.38
FACE SQ. FT. PER PALLET	60 - Linear Feet	60 - Linear Feet
WEIGHT PER CUBE (lbs.)	2,200	2,040
DEGREES FROM VERTICAL	N/A	N/A
UNITS PER PALLET	60	40
STYLE	SPLIT FACE	SPLIT FACE
PRICE PER PIECE	Standard	Standard
	Color Plus	Color Plus

PYZIQUE WALL SYSTEM

	PYZIQUE DOUBLE-SIDED
SHAPE	One Unit Creates Wall, Corner & Cap. Max. Wall Height: 3 Ft. Front & Back Side Can Be Used For Inside or Outside Radius. 
ACTUAL SIZE (inches)	Rear Face: 4H x 9D x 7L • Front Face: 4H x 9D x 11L
LINEAR FT. PER CUBE	Back Side: .19
WEIGHT PER CUBE (lbs.)	30 Face Sq. Ft • 90 Lin. Ft (Double-Sided Straight Wall)
UNITS PER PALLET	3,201
DEGREES FROM VERTICAL	0° or Optional 5/8" Setback (9°)
UNITS PER PALLET	120
STYLE	SPLIT FACE
PRICE PER PIECE	Standard

CAMBRIDGE PINS


For Engineered Walls

6 1/2"
3 1/4"

1 Box = 1,440 Pins (16 bags of 90 Pins per bag) FULL BOXES ONLY
1 Box = 1,440 Pins (16 bags of 90 Pins per bag) FULL BOXES ONLY


PRICE PER BOX
PRICE PER BOX

SIGMA PLUS WALL SYSTEM

SIGMA 8" PLUS			
WALLSTONE SHAPE			
ACTUAL SIZE (inches)	8H x 12D x 18L		
FACE SQ. FT. PER BLOCK	1		
FACE SQ. FT. PER PALLET	48		
WEIGHT PER CUBE (lbs.)	3,261 (67 Lbs. Per Pc.)		
DEGREES FROM VERTICAL	6°		
UNITS PER PALLET	48		
PRICE PER PIECE	SPLIT FACE	FOB SOUTH AMBOY	FOB LYNDHURST
	Standard		
	Color Plus		


UPGRADED DESIGN! 2 knob set connection system with filled stone interlock in both near vertical and setback configuration. Vertical side inset steps in a setback wall is possible by removing the knobs that are used only for setback. NOTE: 3rd knob is for packaging purposes only.

SIGMA PLUS CORNERS


SIGMA 8" PLUS CORNER			
WALLSTONE SHAPE			
ACTUAL SIZE (inches)	8H x 18D x 8L Right & Left Corners		
WEIGHT PER CUBE (lbs.)	1,696		
DEGREES FROM VERTICAL	0°		
UNITS PER PALLET	16		
PRICE PER PIECE	SPLIT FACE	FOB SOUTH AMBOY	FOB LYNDHURST
	Standard		
	Color Plus		

NOTE: Sigma 8" Plus Corner – Full size corners, no cuts needed to stay on bond from corner.



MAYTRX PLUS WALL

MAYTRX 6" PLUS DOUBLE-SIDED			
WALLSTONE SHAPE			
ACTUAL SIZE (inches)	ALL: 6H x 10D A: 10W / 12W • B: 10W / 6W X: 8W / 4W • Y: 10W / 8W		
FACE SQ. FT. / PALLET	Single Sided 33.4		
FACE SQ. FT. / LAYER	Designed To Be Sold By Full Cube Or Layer, Double-Sided: 5.67 Face Sq. Ft. Per Layer Single-Sided: 6.67 Face Sq. Ft. Per Layer		
WEIGHT / CUBE (lbs.)	Weight Per Pallet: 3,089 Lbs. 0° or Optional 3/4" Setback (7.1°)		
DEGREES FROM VERT.			
UNITS PER PALLET	A: 20 • B: 20 • X: 20 • Y: 20		
PRICE PER FACE SQ. FT.	S/F	FOB SAMB.	FOB LYND.
	Standard		
	Color Plus		



GARDEN WALL

GARDEN WALL			
One Unit Creates Wall, Corner & Cap. Max. Wall Height: 3 Ft. Front & Back Side Can Be Used For Inside Or Outside Radius.			
WALLSTONE SHAPE			
ACTUAL SIZE (inches)	Rear Face: 4H x 8D x 7 3/4 L Front Face: 4H x 8D x 11 1/2 L		
FACE SQ. FT. / BLOCK	Front Face: .32 • Rear Face: .22		
FACE SQ. FT. / PALLET	38.5 Face Sq. Ft.		
WGHT. / CUBE (lbs.)	3,165		
DEGREES FROM VERT.	0°		
UNITS PER PALLET	120		
PRICE PER PIECE	S/F	FOB SAMB.	FOB LYND.
	Standard		
	Color Plus		

WALL CAPS PLUS

DOUBLE-SIDED PLUS CAP			SINGLE-SIDED PLUS 13" CAP		
WALLSTONE SHAPE			WALLSTONE SHAPE		
ACTUAL SIZE (inches)	3H x 13D x 12W		ACTUAL SIZE (inches)	3H x 13D x 18W	
FACE SQ. FT. / BLOCK	0.25		FACE SQ. FT. / BLOCK	0.38	
FACE SQ. FT. / LAYER	60 - Linear Feet		FACE SQ. FT. / LAYER	60 - Linear Feet	
WEIGHT / CUBE (lbs.)	2,200 (36 Lbs. Per Pc.)		WEIGHT / CUBE (lbs.)	2,285 (56 Lbs. Per Pc.)	
DEGREES FROM VERT.	N/A		DEGREES FROM VERT.	N/A	
UNITS PER PALLET	60		UNITS PER PALLET	40	
PRICE PER PIECE	S/F	FOB SAMB.	FOB LYND.	S/F	FOB SAMB.
	Standard			Standard	
	Color Plus			Color Plus	

CURBSTONE & EDGESTONE


BELGIUM CURBSTONE		EDGESTONE	
SHAPE		SHAPE	
ACTUAL SIZE (inches)	4" Thick 8 H x 10 W	ACTUAL SIZE (inches)	2 3/8" Thick 8 H x 6 W
LINEAR FT. PER CUBE	52.5	LINEAR FT. PER CUBE	120
WEIGHT PER CUBE (lbs.)	1,640	WEIGHT PER CUBE (lbs.)	2,200
UNITS PER PALLET	63	UNITS PER PALLET	240
PRICE PER PIECE	Limestone Quarry Blend	PRICE PER PIECE	Standard
PRICE PER CUBE	Limestone Quarry Blend	PRICE PER CUBE	Standard

NOTE: All wallstones are sold with pallets included, except Olde English Double-Sided Tumbled Wall.

PRE-PACKAGED COLUMN KIT PLUS

PRE-PACKAGED COLUMN KIT PLUS
Each kit is conveniently pre-packaged with Cambridge 6 inch column wallstones to build one 22 in. x 22 in. column, 4 ft. high above ground with one course buried. Just add our cap and hat kit or Cambridge Natural Stone or Cast Stone Caps (NOT INCLUDED). To add an electrical fixture, a 6 in. cavity is left in the center of the column for wiring.

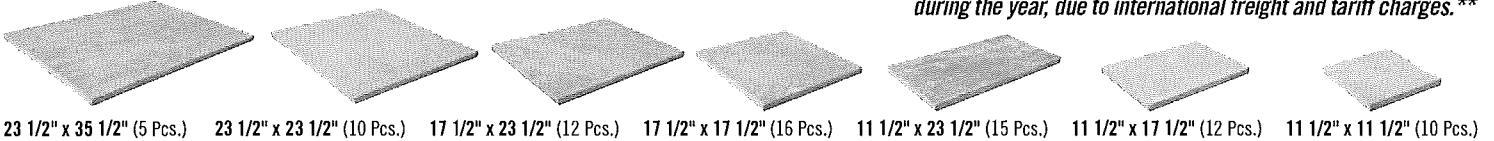
SIZE (inches)	22 x 22 (W), 48 (H)		
TOTAL WGHT. (lbs.)	2,016		
PALLET SIZE	1		
PRICE PER KIT	S/F	FOB SAMB.	FOB LYND.
	Standard		
	Color Plus		



NATURAL STONE 7-PC PATTERN DESIGN KIT

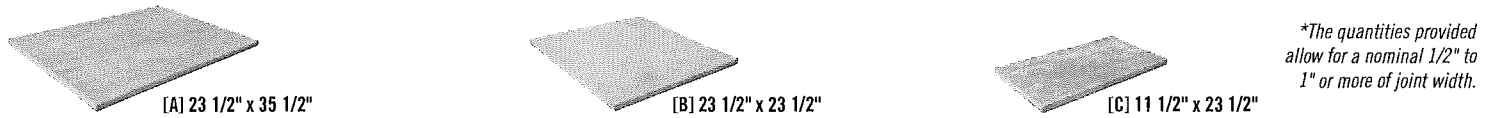
*The quantities provided allow for a nominal 1/2" to 1" or more of joint width.

** All Natural Stone prices are subject to change at any point during the year, due to international freight and tariff charges.**



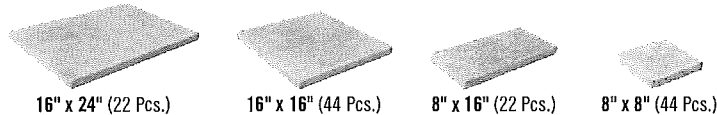
COLOR	Cumberland Brown	Cumberland Grey	Hampton Brown	Rainbow
THICKNESS (inches)	1 1/4	1	1	1
WEIGHT PER CUBE (lbs.)	3,508	2,555	2,400	2,350
SQUARE FT. PER CUBE*	200	200	200	200
PRICE PER SQUARE FOOT	SPECIAL ORDER ONLY - CALL FOR PRICING			

NATURAL STONE SLABS SOLD INDIVIDUALLY



COLOR	Cumberland Blue (1" Thick)			Cumberland Brown (1 1/4" Thick)			Cumberland Grey (1" Thick)		
DIMENSIONS	[A]	[B]	[C]	[A]	[B]	[C]	[A]	[B]	[C]
WEIGHT PER CUBE (lbs.)	2,765	1,840	2,765	3,475	2,315	2,315	2,765	1,840	2,765
SQUARE FT. PER CUBE*	216	144	216	198	132	132	216	144	216
PRICE PER SQUARE FOOT	SPECIAL ORDER ONLY - CALL FOR PRICING								

TRAVERTINE 4-PC FRENCH PATTERN DESIGN KIT | BULLNOSE TREAD



*NOTE: Blue Marble is sandblasted marble, not travertine.


COLOR	Blue Marble	Silver	Walnut
THICKNESS (inches)	1 1/4	1 1/4	1 1/4
WEIGHT PER CUBE (lbs.)	2,870	2,870	2,870
SQUARE FT. PER CUBE*	176	176	176
PRICE PER SQUARE FOOT	SPECIAL ORDER ONLY - CALL FOR PRICING		



*NOTE: Blue Marble is sandblasted marble, not travertine.

COLOR	Blue Marble	Silver	Walnut
THICKNESS (inches)	2	2	2
WEIGHT PER CUBE (lbs.)	1,850	1,850	1,850
TREADS PER CUBE	30	30	30
PRICE PER TREAD	SPECIAL ORDER ONLY - CALL FOR PRICING		


OUTDOOR PORCELAIN TILE SLAB



Available in Grey Mountain, Silver Lake and White Mountain

DIMENSIONS	23 5/8" x 23 5/8" (64 pieces)
THICKNESS (inches)	3/4
WEIGHT PER CUBE (lbs.)	2,400
PER CUBE	256 sq. ft.
PRICE	SPECIAL ORDER ONLY - CALL FOR PRICING

ITALIAN BELLA BLUESTONE



SLAB SIZES
 [A] 11 1/2" x 23 1/2" (114 pieces)
 [B] 23 1/2" x 23 1/2" (38 pieces)
 [C] 23 1/2" x 35 1/2" (38 pieces)

TREAD SIZES
 [D] 12" x 48"
 [E] 12" x 60"
 [F] 12" x 72"


[A]	[B]	[C]	[D]	[E]	[F]
1	1	1	2	2	2
2,965	1,980	2,965	3,745	4,680	3,745
228 sq. ft.	152 sq. ft.	228 sq. ft.	36 pcs.	36 pcs.	24 pcs.
SPECIAL ORDER ONLY - CALL FOR PRICING					

NATURAL STONE STEPPING STONES

COLOR	Buff	Cumberland Gold	Cumberland Grey
DIMENSIONS	ALL 1 1/4" THICK - Sizes of the 6 pieces average 18" x 24"		
WEIGHT PER STEPPING STONE (lbs.)	48		
WEIGHT PER PALLET (lbs.)	1,460		
PRICE PER STEPPING STONE	SPECIAL ORDER ONLY - CALL FOR PRICING		
PRICE PER PALLET	SPECIAL ORDER ONLY - CALL FOR PRICING		



Available in Buff, Cumberland Gold and Cumberland Grey

30 Stepping Stones of One Color
 (30" x 18" x 1 1/4")






NATURAL STONE THIN VENEER

** All Natural Stone prices are subject to change at any point during the year, due to international freight and tariff charges. **

STYLE				
COLOR	Butternut Ledgestone		Silver Mountain Ledgestone	
AVERAGE STONE DIMENSIONS	4"-18" L • 1"-3" H • 3/4"-1 1/4" Thick		4"-18" L • 1"-3" H • 3/4"-1 1/4" Thick	
PRODUCT	PALLET		PALLET	
PACKAGING	160 Sq. Ft./2,150 Lbs. (Sold in Full Pallets Only)		160 Sq. Ft./2,150 Lbs. (Sold in Full Pallets Only)	
PRICE PER	CORNER		CORNER	
	5 Lin. Ft./70 Lbs. (Sold in Handy Packs Only)		5 Lin. Ft./70 Lbs. (Sold in Handy Packs Only)	
	SPECIAL ORDER ONLY - CALL FOR PRICING			

NATURAL STONE THIN VENEER - Z PANELS

STYLE						
COLOR	Ashford		Milano		New Castle	
PANEL SIZE	1 Sq. Ft. • 3/4"-1 1/4" Thick		1 Sq. Ft. • 3/5"-1" Thick		1 Sq. Ft. • 3/5"-1" Thick	
PRODUCT	PALLET	HANDY PACK	CORNER	PALLET	HANDY PACK	CORNER
PACKAGING	180 Sq. Ft./ 2,100 Lbs.	5 Sq. Ft./60 Lbs. (Handy Packs Only)	5 Sq. Ft./60 Lbs. (Handy Packs Only)	216 Sq. Ft./ 2,100 Lbs.	6 Sq. Ft./60 Lbs. (Handy Packs Only)	6 Sq. Ft./72 Lbs. (Handy Packs Only)
PRICE PER	SPECIAL ORDER ONLY - CALL FOR PRICING					

NOTE: Each 6" Rise Corner Panel = 1 Sq. Ft.

NATURAL STONE FLAT COLUMN CAP

CAMBRIDGE NATURAL STONE ROCK FACE FLAT COLUMN CAP



24" x 24" x 2" and 26" x 26" x 2"


18 Caps of One Color (Sold in Full Pallets Only)

COLOR	Blackburn		Cumberland Blue		Cumberland Brown		Cumberland Grey		Hampton Brown		Mocha		Rainbow	
DIMENSIONS - 2" Thick	24" x 24"	26" x 26"	24" x 24"	26" x 26"	24" x 24"	26" x 26"	24" x 24"	26" x 26"	24" x 24"	26" x 26"	24" x 24"	26" x 26"	24" x 24"	26" x 26"
WEIGHT PER PIECE (lbs.)	113	131	124	145	114	134	115	134	112	138	112	138	95	111
WEIGHT PER PALLET (lbs.)	2,034	2,358	2,268	2,662	2,052	2,412	2,066	2,416	2,016	2,484	2,016	2,484	1,706	1,994
PRICE PER CAP	SPECIAL ORDER ONLY - CALL FOR PRICING													

NATURAL STONE TREAD


CAMBRIDGE NATURAL STONE ROCK FACE FLAT TREAD

12" x 48" x 2"




15 Treads of One Color
(Sold in Full Pallets Only)

12" x 60" x 2"



12 Treads of One Color
(Sold in Full Pallets Only)

12" x 72" x 2"



12 Treads of One Color
(Sold in Full Pallets Only)

COLOR	Blackburn			Cumberland Blue			Cumberland Brown			Cumberland Grey			Hampton Brown			Mocha			Rainbow		
DIMENSIONS - 2" Thick	12"x48"	12"x60"	12"x72"	12"x48"	12"x60"	12"x72"	12"x48"	12"x60"	12"x72"	12"x48"	12"x60"	12"x72"	12"x48"	12"x60"	12"x72"	12"x48"	12"x60"	12"x72"	12"x48"	12"x60"	12"x72"
WEIGHT PER TREAD (lbs.)	112	140	170	130	162	193	136	145	170	115	145	172	112	140	168	112	140	168	95	118	140
WEIGHT PER PALLET (lbs.)	1,680	1,680	2,040	1,940	1,940	2,318	2,040	1,740	2,040	1,730	1,730	2,066	1,680	1,680	2,016	1,680	1,680	2,016	1,425	1,416	1,680
PRICE PER TREAD	SPECIAL ORDER ONLY - CALL FOR PRICING																				

NATURAL STONE STEP

CAMBRIDGE NATURAL STONE ROCK FACE FLAT STEP

48" Wide x 16" Deep x 6" Thick



6 Steps of One Color
(Sold in Full Pallets Only)

72" Wide x 16" Deep x 6" Thick




4 Steps of One Color
(Sold in Full Pallets Only)

COLOR	Blackburn		Cumberland Brown		Cumberland Grey		Hampton Brown	
DIMENSIONS	48" Wide 16" Deep 6" Thick	72" Wide 16" Deep 6" Thick	48" Wide 16" Deep 6" Thick	72" Wide 16" Deep 6" Thick	48" Wide 16" Deep 6" Thick	72" Wide 16" Deep 6" Thick	48" Wide 16" Deep 6" Thick	72" Wide 16" Deep 6" Thick
WEIGHT PER STONE (lbs.)	467	700	475	707	467	700	459	688
WEIGHT PER PALLET (lbs.)	2,800	2,800	2,850	2,828	2,800	2,800	2,752	2,752
PRICE PER STEP	SPECIAL ORDER ONLY - CALL FOR PRICING							

FIRE PITS - Choice of Square or Round • Wood or Gas Burning

PRE-PACKAGED OLDE ENGLISH ROUND BARBEQUE & FIRE PIT KIT

The metal ring insert has dual opposing cooking grates, which cantilever over the fire for cooking. Available in Gas Burning.*




***GAS FIRE PIT:** 150k BTU, 24" Penta Burner produces even flame in flower-like pattern. All gas fire pits include Lava Rocks (Glass Fire Beads optional). Metal insert and Grill Grates not necessary.

SIZE (inches)	32 (Inside) 48 (Outside) 16 (Height)
TOTAL WEIGHT (lbs.)	1,459
PRICE PER KIT	
PRICE PER NATURAL GAS OR PROPANE KIT	

PRE-PACKAGED OLDE ENGLISH SQUARE FIRE PIT KIT

Shown with optional Cambridge Barbecue & Fire Pit Spark Screen in Stainless Steel. Available in Gas Burning.*



***GAS FIRE PIT:** 90k BTU, 18" Penta Burner produces even flame in flower-like pattern. All gas fire pits include Lava Rocks (Glass Fire Beads optional). Metal insert not necessary.

SIZE (inches)	23 (Inside) 48 (Outside) 19 (Height)
TOTAL WEIGHT (lbs.)	1,850
PRICE PER KIT	
PRICE PER NATURAL GAS OR PROPANE KIT	

PRE-PACKAGED MAYTRX SQUARE FIRE PIT KIT

Available in Split Face. Shown with optional Cambridge Barbecue & Fire Pit Spark Screen in Stainless Steel & Grate Insert.




OPTIONAL GRATE INSERT
Turns the Wood Burning Fire Pit into a BBQ Grill.
PRICE: each

SIZE (inches)	23 (Inside) 44 (Outside) 21 (Height)
TOTAL WEIGHT (lbs.)	1,550
PRICE PER KIT	S/F

PRE-PACKAGED GARDEN WALL ROUND BARBEQUE & FIRE PIT KIT

Available in Split Face. The metal ring insert has dual opposing cooking grates, which cantilever over the fire for cooking. Available in Gas Burning.*



***GAS FIRE PIT:** 150k BTU, 24" Penta Burner produces even flame in flower-like pattern. All gas fire pits include Lava Rocks (Glass Fire Beads optional). Metal insert and Grill Grates not necessary.

SIZE (inches)	32 (Inside) 48 (Outside) 16 (Height)
TOTAL WEIGHT (lbs.)	1,459
PRICE PER KIT	
PRICE PER NATURAL GAS OR PROPANE KIT	

PRE-PACKAGED PYZIQUE ROUND BARBEQUE & FIRE PIT KIT

Available in Split Face. The metal ring insert has dual opposing cooking grates, which cantilever over the fire for cooking. Shown w/ optional Cambridge Barbecue & Fire Pit Spark Screen in Stainless Steel.




***GAS FIRE PIT:** 150k BTU, 24" Penta Burner produces even flame in flower-like pattern. All gas fire pits include Lava Rocks (Glass Fire Beads optional). Metal insert and Grill Grates not necessary.

SIZE (inches)	32 (Inside) 50 (Outside) 16 (Height)
TOTAL WEIGHT (lbs.)	1,685
PRICE PER KIT	S/F
PRICE PER NATURAL GAS OR PROPANE KIT	

PRE-PACKAGED LEDGESTONE ROUND BARBEQUE & FIRE PIT KIT

The metal ring insert has dual opposing cooking grates, which cantilever over the fire for cooking. Shown with optional Cambridge Barbecue & Fire Pit Spark Screen in Stainless Steel & Grate Insert.




***GAS FIRE PIT:** 150k BTU, 24" Penta Burner produces even flame in flower-like pattern. All gas fire pits include Lava Rocks (Glass Fire Beads optional). Metal insert and Grill Grates not necessary.

SIZE (inches)	32 (Inside) 50 (Outside) 16 (Height)
TOTAL WEIGHT (lbs.)	1,459
PRICE PER KIT	
PRICE PER NATURAL GAS OR PROPANE KIT	

CAMBRIDGE FIRE PIT OPTIONS & ACCESSORIES

RING KITS



PRICE PER RING KIT	BULLNOSE	
	CAST STONE	
	GRANITE	
	NATURAL STONE	

Bullnose (4 pcs.) and Cast Stone (3 pcs.) available in Bluestone or Chestnut; Granite (2 pcs.) is available in Black Uba Tuba or Venetian Gold with a polished finish. Natural Stone (4 pcs.) available in Autumn Brown or Cumberland Grey. Ring Kits include Fire Brick & Heat Stop Mortar; when purchased, the fire pit metal insert is excluded and will not ship with the fire pit. Pallet Size: 1 Pallet (1 Truck space).

NOTE: Ring Kits have to be purchased and installed at the same time as the fire pit (purchased separately) because of different installation requirements for these products (firebrick and heat sensitive mortar).

BARBEQUE & FIRE PIT COVER

An optional galvanized steel cover prevents dirt and debris from entering the fire pit when not in use.

DIAMETER	36"
APPROX. WT.	17 Lbs.
PRICE	

24" LOG SET

Made of refractory cement these accent logs are a great option for your gas burning fire pits.

COLOR	Red Oak
PRICE	

BARBEQUE & FIRE PIT SPARK SCREEN

Optional screen, which is offered in stainless steel and is hinged for easy access to the fire and offers protection from flying embers.

DIAMETER	37"
APPROX. WT.	40 Lbs.
COLOR	Stainless Steel
PRICE	

NOTE: An open fire will damage the Spark Screen. It has been specifically designed and engineered for containing sparks and embers only.

GLASS FIRE BEADS

Ordered separately. Choose from Diamond, Sapphire Blue & Emerald.


NOTE	Glass Fire Beads are sold in 50 lb. bags.
PRICE	PER BAG

NOTE	Half a cubic foot per bag
PRICE	PER BAG

***Square Fire Pits require 50 Lbs. Round Fire Pits & Fire Table require 60 Lbs.**


GARDEN GATE KIT

Specially designed for exterior use, this stylish solid mahogany door and frame are already oiled and ready to install. It can also be stained or finished for your choice of final effect. All joints are glued using tongue and groove and sloping joint connections for superior durability. Sold as a left-hand swing gate but can be adjusted on-site to work as a right-hand swing. A dead bolt provides added security. This item is the perfect finishing accent for your Cambridge Outdoor Living Space! Add privacy to a perimeter wall by securing the door between two columns built from any style Cambridge Wallstones as shown. Includes hinges, deadbolt lock and key. Sold as a traditional garden gate. After market decorative latches and/or straps can be added to your taste.



SIZE (inches)	36" W x 80" H - Including a dramatic 27" diameter opening.
TOTAL WEIGHT (lbs.)	150
PALLET SIZE	1 OVERSIZED PALLET (2 Truck Spaces)
PRICE PER KIT	

PRE-PACKAGED COLUMN KITS



PRE-PACKAGED COLUMN KIT


Each kit is conveniently pre-packaged with Cambridge 6 inch column wallstones to build one 22 in. x 22 in. column, 4 ft. high above ground with one course buried. Just add our cap and hat kit or Cambridge Natural Stone or Cast Stone Caps (NOT INCLUDED). To add an electrical fixture, a 6 in. cavity is left in the center of the column for wiring.

SIZE (inches)	22 x 22 (Width), 48 (Height)
TOTAL WEIGHT (lbs.)	2,016
PALLET SIZE	1
PRICE PER KIT	SPLIT FACE


PRE-PACKAGED COLUMN KIT CAP & HAT

For Cambridge Pre-Packaged Column Kit or other column applications. Add a finished cap with or without a second hat dimension (i.e. Cap & Hat). No cutting or splitting is required on either "Cap" or "Hat".

CAP - APPROX. SIZE (inches)	3H x 25D x 25W (4 Pc. Set = 1 Cap)
HAT - APPROX. SIZE (inches)	3H x 20D x 20W (4 Pc. Set = 1 Hat)
WEIGHT PER KIT (lbs.)	144 (Cap) 92 (Hat)
CAP - PRICE PER KIT	SPLIT FACE
HAT - PRICE PER KIT	SPLIT FACE




PRE-PACKAGED COLUMN MAILBOX KITS



PRE-PACKAGED MAYTRX WALL COLUMN MAILBOX KIT

Each kit is conveniently pre-packaged and pre-cut with the required number (44) Cambridge 6 inch column wallstones to build one 22 in. x 22 in. mailbox column 5 ft. high above ground with one course buried. Includes a fiberglass box with powder-coated, forged metal door in an antique bronze finish. No cutting necessary. Just add our cap and hat kit or Cambridge Natural Stone or Cast Stone Caps (NOT INCLUDED).

SIZE IN (inches)	22 x 22 (Width), 60 (Height)
TOTAL WEIGHT (lbs.)	2,350
COLUMNS PER PALLET	1
PRICE PER KIT	SPLIT FACE



PRE-PACKAGED OLDE ENGLISH WALL COLUMN MAILBOX KIT

Each kit is conveniently pre-packaged and pre-cut with Olde English wallstones to build one 20 in. x 20 in. mailbox column 4 ft. 10 in. high above ground with 2 in. buried. Includes a fiberglass box with powder-coated, forged metal door in an antique bronze finish. No cutting necessary. Just add our cap and hat kit or Cambridge Natural Stone or Cast Stone Caps (NOT INCLUDED).

SIZE IN (inches)	20 x 20 (Width), 58 (Height)
TOTAL WEIGHT (lbs.)	1,507
COLUMNS PER PALLET	1
PRICE PER KIT	




MAILBOX CARE & MAINTENANCE: Many mailbox installations are in areas that expose the mailbox to road salt from snow/ice removal. This can be very damaging to the painted metal surface. Also, locations near the ocean expose the surface to highly corrosive salt air, as well as acid rain, and smog will also damage the painted surface. A periodic cleaning of the painted surface of your mailbox with a mild detergent, water and soft brush will help keep your mailbox looking like new. In addition, a clear spray (no buff) car wax can help protect the painted finish. This process is recommended 2-3 times a year if possible. This quick maintenance will help your mailbox last for many years to come. Rust, corrosion, wear, and tear are not covered under warranty.

CAST STONE COLUMN CAPS

Caps are available in two dimensions (24" x 24" and 26" x 26") in Bluestone or Chestnut. On an Olde English Wall Column, a 24" x 24" cap will provide a 2" reveal while a 3" reveal will be achieved with a 26" x 26" cap. On a Cambridge Pre-Packaged Column Kit, a 24" x 24" cap will provide a 1" reveal and a 26" x 26" cap will give a 2" reveal.


CAST STONE FLAT COLUMN CAP

16 Caps of One Color
(Sold in Full Pallets Only)




CAST STONE PYRAMID CAP

8 Caps of One Color
(Sold Individually & in Full Pallets)



CAST STONE LIGHT COLUMN CAP with flat surface on peak for fixture

8 Caps of One Color
(Sold Individually & in Full Pallets)




SIZE (inches)	24 x 24 (Width) 3 (Thick)	26 x 26 (Width) 3 (Thick)	24 x 24 (Width) 2 5/8 (Thick)	26 x 26 (Width) 2 5/8 (Thick)	24 x 24 (Width) 2 5/8 (Thick)	26 x 26 (Width) 2 5/8 (Thick)
WEIGHT PER CAP (lbs.)	141	165	183	201	173	191
WEIGHT PER PALLET (lbs.)	2,306	2,690	1,514	1,658	1,434	1,578
PRICE PER CAP (SOLD BY THE PALLET)	Chestnut	Bluestone	Chestnut	Bluestone	Chestnut	Bluestone
PRICE PER CAP (SOLD BY THE PIECE)						

CAST STONE STEPPING STONES

Create the look of a natural stone pathway in gardens and other outdoor settings using 6 different, irregularly shaped stepping-stones. Position the stones randomly in a path design of your liking and separate them with grass, pebble stones or mulch.

Available in Bluestone, Chestnut & Boulder Blend.




DIMENSIONS	ALL 2" THICK Sizes of the 6 pieces vary from 15" x 21 1/2" TO 17" x 23 1/2"
WEIGHT PER STEPPING STONE (lbs.)	65
WEIGHT PER PALLET (lbs.)	2,390
PRICE PER STEPPING STONE	
PRICE PER PALLET	

36 Stepping Stones
of One Color
(Sold in Full Pallets Only)

CAST STONE STEPS

For maximum convenience in creating landscape steps, the 6" thick steps are available in 48" and 72" lengths (sold separately) and also as a pre-packaged kit containing the ten pieces of cast stone needed to complete a staircase with four steps as shown. A choice of Bluestone or Chestnut will coordinate beautifully with all Cambridge Wall and Pavingstone colors as well as natural stone and other landscape materials.



8 Steps of One Color
(Sold in Full Pallets Only)

6 Steps of One Color
(Sold in Full Pallets Only)

STEP SIZE	48" CAST STONE STEP	72" CAST STONE STEP
DIMENSIONS	48" Wide 16" Deep 6" Thick	72" Wide 16" Deep 6" Thick
WEIGHT PER STEP (lbs.)	379	569
WEIGHT PER PALLET (lbs.)	3,082	3,489
PRICE PER STEP	Chestnut Bluestone	Chestnut Bluestone



Total Pallets: 1

STEP SIZE	48" CAST STONE STAIR KIT	72" CAST STONE STAIR KIT
DIMENSIONS	48" Wide 58" Deep 24" Thick	72" Wide 58" Deep 24" Thick
WEIGHT PER PALLET (lbs.)	2,700	3,286
PRICE PER KIT	Chestnut Bluestone	Chestnut Bluestone

CAST STONE PALISADES 4-PC. STEP SET

From molds inspired by outcrops on cliffs, steep hillsides, mountain ridges, river banks and other bedrock formations and protrusions, the 4 pieces — each having distinctive characteristics of their own — can be stepped back, rotated and positioned in dozens of ways. Up to 8 different face and edge textures can be utilized to build a staircase with a unique, natural appearance.

Available in Bluestone, Chestnut & Boulder Blend.

4 Steps of One Color
(Sold in Full Pallets Only)



DIMENSIONS	48" Wide • 32" Deep • 6" Thick
WEIGHT PER STEP (lbs.)	720
WEIGHT PER PALLET (lbs.)	2,930
PRICE PER STEP	



CAMBRIDGE FULLY-ASSEMBLED KITS*

Most Fully-Assembled Kits are available in 3 colors: Limestone Quarry Blend, Sahara/Chestnut or Toffee/Onyx

THE BERKSHIRE FULLY-ASSEMBLED FIREPLACE

THE BERKSHIRE FULLY-ASSEMBLED WOOD-BURNING OUTDOOR FIREPLACE

Made of Olde English wall and Olde English pavingstones with details of contrasting Brandywine Brick Alley pavingstones set in herringbone and linear patterns, this scaled-down fireplace makes a perfect component for a patio or an outdoor living room where available space needs to be addressed in the planning stages. The fireplace comes complete with a stainless steel chimney liner, termination cap, spark screen and log grate.



The Berkshire Fully-Assembled Fireplace Kit is available in 2 styles:

- Toffee/Onyx with details of contrasting Brandywine Brick Alley Pavers
- Limestone Quarry Blend with details of contrasting Coal Brick Alley Pavers

DIMENSIONS	8' 2 1/2" H • 4' 1 1/2" W 3' 8" D
TOTAL PALLET	2
TOTAL WEIGHT (lbs.)	6,300
PRICE PER KIT	

OPTIONAL FIREWOOD BOX EXTENSION (Right & left side sold separately)

DIMENSIONS: 35" H, 29 3/4" W, 37" D
TOTAL PALLET: 1
WEIGHT (lbs.): 1,644
PRICE: Each



OLDE ENGLISH FULLY-ASSEMBLED FIREPLACE

OLDE ENGLISH FULLY-ASSEMBLED OUTDOOR FIREPLACE WITH OPTIONAL WATERFALL/FIREWOOD BOX COMBINATION EXTENSIONS

This fireplace provides a sensual sensation that stimulates the spirit of outdoor living by combining the warmth and comfort of a crackling wood fire with the hypnotic sound of a waterfall and the visual appeal of accent lighting right on your patio or within your outdoor living room setting. Note the arched hearth opening and a recessed cast stone diamond-shaped, decorative medallion.

- Made of Cambridge Olde English Wall™ with a Cambridge Bullnose hearth ledge, mantle and chimney top
- Complete with a stainless steel chimney liner, termination cap, spark screen and log grate
- Genuine granite tiles on 4 sides


Olde English Fully-Assembled Fireplace Kits are available in 3 styles:

- Toffee/Onyx with Black Uba Tuba Granite and Bluestone Trim
- Sahara/Chestnut with Venetian Gold Granite and Chestnut Trim
- Limestone Quarry Blend with Black Uba Tuba Granite and Coal Trim

DIMENSIONS	8' 5 1/2" H • 4' 11 7/8" W 4' 7 7/8" D
TOTAL PALLET	3
TOTAL WEIGHT (lbs.)	7,774
PRICE PER KIT	


OPTIONAL FIREWOOD BOX EXTENSION (Right & left side sold separately)

DIMENSIONS: 38 1/2" H, 34" W, 36" D
TOTAL PALLET: 1
WEIGHT (lbs.): 1,950
PRICE: Each



OPTIONAL WATERFALL/FIREWOOD BOX EXTENSION (Right & left side sold separately) Select one color for the lighted waterfall or run all 16 sequentially by remote control.

DIMENSIONS: 42 1/2" H, 34" W, 38 1/4" D
TOTAL PALLET: 1
WEIGHT (lbs.): 1,880
PRICE: Each (Special Order)



OLDE ENGLISH FULLY-ASSEMBLED PIZZA OVEN

OLDE ENGLISH FULLY-ASSEMBLED OUTDOOR PIZZA OVEN

Be the best pizza chef in town and the talk of friends and family! Bake the most delicious, traditional Italian pizza pies, open-faced baguette pizzas, homemade breads as well as roast vegetables and a variety of dishes right in your own backyard... all with authentic, brick oven flavor. The Old World look is further enhanced with an arch design over the wood storage compartment and 2 bands of granite tiles on 4 sides.

- Firebrick-lined wood burning chamber
- Stainless steel chimney liner, termination cap and spark screen
- A floor containing a special cooking stone eliminates the need to rotate the pizza while it's cooking
- Professional Quality Care & Cooking Package
- Vented damper adjusts air flow for temperature control
- Temperature gauge and drop-down doors with heat dissipating, stainless steel handles
- Genuine granite tiles on 4 sides


Olde English Fully-Assembled Pizza Oven Kits are available in 3 styles:

- Toffee/Onyx with Black Uba Tuba Granite and Bluestone Trim
- Sahara/Chestnut with Venetian Gold Granite and Chestnut Trim
- Limestone Quarry Blend with Black Uba Tuba Granite and Coal Trim

DIMENSIONS	7' 8" H • 4' 11 1/2" W 3' 7 3/4" D
TOTAL PALLET	2
TOTAL WEIGHT (lbs.)	7,212
PRICE PER KIT	

PROFESSIONAL QUALITY CARE & COOKING PACKAGE

- 13" Rectangular pizza peel for inserting and removing your pizza
- 8" Round pizza peel (for rotating pizza; not necessary with Fully-Assembled pizza oven)
- Adjustable brush with copper bristles
- Oven rake and ash shovel
- Wall-mounted peel rack



14 *NOTE: Detailed instructions can be found online and are included with components. Concrete pad must be poured and first course installed prior to placing components.


FULLY-ASSEMBLED GRAND COLUMN

The multi-dimensional design makes a grand statement from top to bottom. Made of Olde English Wallstones & Pavers with insets of Cambridge 4 x 8 Holland Pavingstones from The KingsCourt Collection set in a herringbone pattern on 4 sides. The column is topped off with Bullnose accent trim from The Crusader Collection under a Cambridge Cast Stone Light Cap. Available in 2 sizes — Large (32" x 32", 56" high) and Extra Large (42" x 42", 68" high) — to meet your individual needs. Shown in Extra Large with optional Column Mailbox Insert.

COLUMN SIZE	LARGE	EXTRA LARGE
DIMENSIONS	32" x 32" x 56" High	42" x 42" x 68" High
TOTAL PALLETS	1	1
TOTAL WEIGHT (lbs.)	2,350	4,057
PRICE PER KIT	(Special Order)	(Special Order)
WITH MAILBOX	(Special Order)	(Special Order)

Olde English Fully-Assembled Grand Column Kits are available in 2 styles:

- Toffee/Onyx with Bluestone Trim
- Sahara/Chestnut with Chestnut Trim



Custom Order Only

FULLY-ASSEMBLED OLDE ENGLISH WALL KITCHEN

Custom qualities with fully assembled convenience! Put all of the amenities you need for food preparation, cooking and grilling within arm's reach in the custom configuration that is perfect for you. Whether "L" Shape (as shown), "U" Shape or Straight you can arrange the components to create the kitchen of your dreams. Ready to be joined together, the 4 open-air kitchen modules were designed to achieve a perfect fit using advanced laser technology.

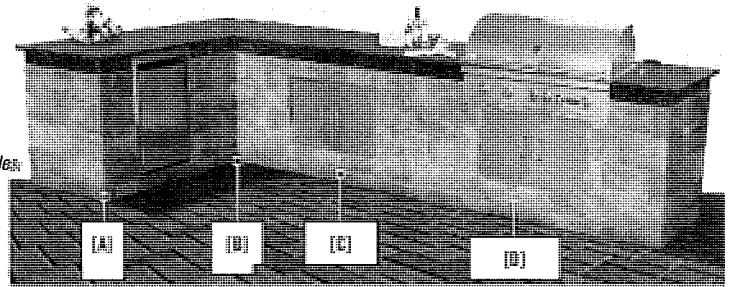
- Made with Cambridge Olde English Wall
 - Stainless steel appliances
 - Genuine granite tiles on 4 sides
- Olde English Fully-Assembled Kitchen Kits are available in 3 styles:
- Toffee/Onyx with Black Uba Tuba Granite
 - Sahara/Chestnut with Venetian Gold Granite
 - Limestone Quarry Blend with Black Uba Tuba Granite

Get your Kitchen Design Template today! Visit your Authorized Cambridge Distributor.

SECTION	[A] REFRIGERATOR CABINET	[B] CORNER UNIT	[C] DOUBLE DOOR CABINET	[D] GRILL CABINET
DIMENSIONS	4' 1/4" L • 3' D • 3' 2" H	3' 6 1/2" L • 3' D • 3' 2" H	5' 1/2" L • 3' D • 3' 2" H	6' 2 1/4" L • 3' D • 3' 2" H
PALLETS	2	2	2	2
WEIGHT (lbs.)	2,415	2,285	2,730	3,470
PRICE PER KIT				

STAINLESS STEEL APPLIANCES

- Grill (38" Wide x 20" Deep)
- 5 Burners with 75,000 BTU auto-ignition
- 2 Lights for nighttime cooking
- Rotisserie
- Built-in thermometer
- Warming rack
- Slide-out grease tray
- Refrigerator
- Cabinet access doors



FULLY-ASSEMBLED OUTDOOR GRILL ISLAND

This compact yet versatile gas cooking and grilling component has all of the grand conveniences that barbecue aficionados put on their wish lists — durable Cambridge hardscape materials, a polished granite countertop and a band of granite tiles on 4 sides. Complete with a premium grade, Stainless Steel Appliance Package. Consider placing one alone on a concrete pad or next to a Cambridge Outdoor Pizza Oven for an ultimate backyard cooking experience.

- Made With Olde English Wall
- Genuine granite tiles on 4 sides


DIMENSIONS	6' 3 1/4" L x 3' D x 3' 2" H
TOTAL PALLETS	2
TOTAL WEIGHT (lbs.)	3,985
PRICE PER KIT	

STAINLESS STEEL APPLIANCE PACKAGE

- Grill (38" Wide x 20" Deep)
- 5 Burners with 75,000 BTU auto-ignition
- 2 Lights for nighttime cooking
- Rotisserie
- Built-in thermometer
- Warming rack
- Slide-out grease tray
- Cabinet access doors

Olde English Fully Assembled Grill Kits are available in 3 styles:

- Toffee/Onyx with Black Uba Tuba Granite
- Sahara/Chestnut with Venetian Gold Granite
- Limestone Quarry Blend with Black Uba Tuba Granite



FULLY-ASSEMBLED GAS FIRE TABLE

- Made with Cambridge Olde English Wallstones
- Cambridge Bullnose footrest
- 60" diameter table ring granite (Black Uba Or Venetian Gold)
- Natural Gas or Liquid Propane (Specify at time of order)
- 150K BTU, 24" Penta Burner produces even flame in flower-like pattern
- Includes Lava Rocks (Glass Fire Beads optional)

DIMENSIONS	32" Inside Diameter • 60" Outside Diameter • 29" High
TOTAL PALLETS	2
TOTAL WEIGHT (lbs.)	3,092
PRICE PER KIT	(Special Order)

Olde English Fully-Assembled Fire Table Kits are available in 2 styles:

- Toffee/Onyx with Black Uba Tuba Granite
- Sahara/Chestnut with Venetian Gold Granite

CAMBRIDGE GLASS FIRE BEADS

Ordered separately, these specially designed, oval-shaped, linear beads reflect light and sparkle on the outside when the flame is lit. Their unique shape allows the flames to move freely between each bead following the smooth contours to create a dancing liquid-like display. Choose from Diamond, Aqua and Emerald. Bead colors can be mixed to create unique designs. See product information on Page 11.



*NOTE: Do not cover natural gas burner completely with glass fire beads to ensure your unit will burn properly.

FULLY-ASSEMBLED STONE VENEER KITS*

All Fully Assembled Stone Veneer Kits Are Available In 2 Colors: Midnight Slate and Santa Fe

FULLY-ASSEMBLED STONE VENEER FIREPLACE

FULLY-ASSEMBLED STONE VENEER OUTDOOR FIREPLACE WITH OPTIONAL FIREWOOD BOX COMBINATION EXTENSIONS

For those interested in more natural stone character – this wood-burning fireplace version that features Cambridge Stone Veneer facing in Canyon Ledge and LedgeStone Wall accenting is the perfect fit for you. Two of our most popular trendsetters are paired-up for a look that's unique to Cambridge.


- Made of Stone Veneer Canyon Ledge & LedgeStone Wall with a Bullnose hearth ledge, mantle & chimney top
- Complete with a Stainless Steel Chimney Liner, Termination Cap, Spark Screen & Log Grate

All Fully-Assembled Stone Veneer Fireplace Kits are available in 2 styles:

- Stone Veneer Canyon Ledge Santa Fe & LedgeStone Wall Sahara/Chestnut with Cambridge Bullnose Trim Chestnut
- Stone Veneer Canyon Ledge Midnight Slate & LedgeStone Wall Toffee/Onyx with Cambridge Bullnose Trim Bluestone

DIMENSIONS	8' 5 1/2" H • 4' 11 7/8" W 4' 7 7/8" D
TOTAL PALLETS	3
TOTAL WEIGHT (lbs.)	7,747
PRICE PER KIT	

OPTIONAL FIREWOOD BOX EXTENSION
(Right & left side sold separately)
DIMENSIONS: 38 1/2" H, 34" W, 36" D
TOTAL PALLETS: 1
WEIGHT (lbs.): 1,750
PRICE: Each



FULLY-ASSEMBLED STONE VENEER KITCHEN

Custom Order Only

FULLY-ASSEMBLED STONE VENEER KITCHEN

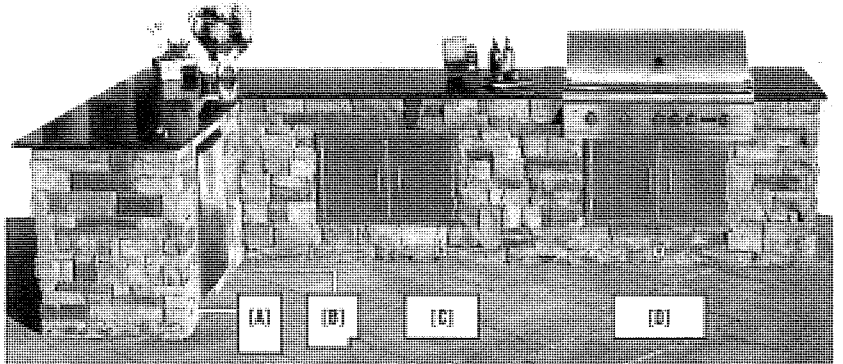
Custom qualities with fully-assembled convenience! Put all of the amenities you need for food preparation, cooking and grilling within arm's reach in the custom configuration that is perfect for you. Whether "L" Shape, "U" Shape or Straight you can arrange the components to create the kitchen of your dreams. Ready to be joined together, the 4 open-air kitchen modules were designed to achieve a perfect fit.

- Made with Stone Veneer Canyon Ledge with LedgeStone Wallstone base.
- Stainless steel appliances

All Fully-Assembled Stone Veneer Kitchen Kits are available in 2 styles:

- Stone Veneer Canyon Ledge Santa Fe with Venetian Gold Granite
- Stone Veneer Canyon Ledge Midnight Slate with Black Uba Tuba Granite

Get your Kitchen Design Template today! Visit your Authorized Cambridge Distributor.



SECTION	[A] REFRIGERATOR CABINET	[B] CORNER UNIT	[C] DOUBLE DOOR CABINET	[D] GRILL CABINET
DIMENSIONS	4' 1/4" L • 3' D • 3' 2" H	3' 6 1/2" L • 3' D • 3' 2" H	5' 1/2" L • 3' D • 3' 2" H	6' 2 1/4" L • 3' D • 3' 2" H
PALLETS	2	2	2	2
WEIGHT (lbs.)	2,000	1,700	2,600	3,030
PRICE PER KIT				

STAINLESS STEEL APPLIANCES

- Grill (38" Wide x 20" Deep)
- 5 Burners with 75,000 BTU auto-ignition
- 2 Lights for nighttime cooking
- Rotisserie
- Built-in thermometer
- Warming rack
- Slide-out grease tray
- Refrigerator
- Cabinet access doors

STONE VENEER GRILL ISLAND

FULLY-ASSEMBLED STONE VENEER GRILL ISLAND


This Fully-Assembled Stone Veneer gas cooking and grilling component is made of durable Cambridge hardscape materials, polished granite countertop, and a premium grade, Stainless Steel Appliance Package. Consider placing one alone on a concrete pad or next to a Cambridge Stone Veneer Fireplace for the ultimate backyard experience.

- Made with Cambridge Stone Veneer Canyon Ledge with LedgeStone Wallstone base
- Corner Column Lights shown (not included)

All Fully-Assembled Stone Veneer Grill Kits are available in 2 styles:

- Stone Veneer Canyon Ledge Santa Fe with Venetian Gold Granite
- Stone Veneer Canyon Ledge Midnight Slate with Black Uba Tuba Granite

DIMENSIONS	6' 3 1/4" L x 3' D x 3' 2" H
TOTAL PALLETS	2
TOTAL WEIGHT (lbs.)	3,030
PRICE PER KIT	



STONE VENEER PIZZA OVEN

FULLY-ASSEMBLED STONE VENEER PIZZA OVEN


This Fully-Assembled Stone Veneer Pizza Oven has all the same great amenities as our Olde English Fully-Assembled Pizza Oven including Professional Quality Care & Cooking Package, but now with the look of natural stone.


- Made with Cambridge Stone Veneer Canyon Ledge with LedgeStone Wallstone base

Fully-Assembled Stone Veneer Pizza Ovens are available in 2 styles:

- Stone Veneer Canyon Ledge Santa Fe & LedgeStone Wall Sahara/Chestnut with Cambridge Bullnose Trim Chestnut
- Stone Veneer Canyon Ledge Midnight Slate & LedgeStone Wall Toffee/Onyx with Cambridge Bullnose Trim Bluestone

DIMENSIONS	7' 8" H • 4' 11 1/2" W • 3' 7 3/4" D
TOTAL PALLETS	2
TOTAL WEIGHT (lbs.)	6,510
PRICE PER KIT	





MATCHING MINI FIREWOOD BOX EXTENSION KITS

for Boutique Collection Mini Fireplaces

DIMENSIONS: 30" H X 24" W X 28" D
TOTAL PALLETS: 1 | WEIGHT (lbs.): 900

(Right and left side sold separately)

[A & B] MINI FULLY-ASSEMBLED OLDE ENGLISH FIREPLACE

Mini Fully-Assembled Olde English Fireplaces:
[A] available in 1 style; [B] available in 2 styles:

- [A] Olde English Wall Limestone Quarry Blend w/ contrasting Brick Alley Pavers in Coal
- [B] Olde English Wall Toffee/Onyx w/ Bullnose Bluestone Blend trim and Black Uba Tuba granite tiles
- [B] Olde English Wall Sahara/Chestnut w/ Bullnose Chestnut trim and Venetian Gold granite tiles

[C] MINI FULLY-ASSEMBLED CANYON LEDGE FIREPLACE

Mini Fully-Assembled Canyon Ledge Fireplaces are available in 2 styles:

- Canyon Ledge Santa Fe w/ Bullnose Chestnut trim and LedgeStone Wallstone Sahara/Chestnut
- Canyon Ledge Midnight Slate w/ Bullnose Bluestone Blend trim and LedgeStone Wallstone Toffee/Onyx

[D] FULLY-ASSEMBLED OLDE ENGLISH BENCH W/ LEDGESTONE CAP

Fully-Assembled Olde English Benches w/ LedgeStone Cap are available in 2 styles:

- Olde English Wall Sahara Chestnut w/ LedgeStone Cap Mocha
- Olde English Wall Toffee/Onyx w/ LedgeStone Cap Bluestone Blend

[E] FULLY-ASSEMBLED OLDE ENGLISH BENCH W/ BULLNOSE CAP


Fully-Assembled Olde English Benches w/ Bullnose Cap are available in 2 styles:

- Olde English Wall Sahara Chestnut w/ Bullnose Cap Chestnut
- Olde English Wall Toffee/Onyx w/ Bullnose Cap Bluestone Blend

BOUTIQUE COLLECTION	[A] MINI OLDE ENGLISH FIREPLACE LQB	[B] MINI OLDE ENGLISH FIREPLACE	[C] MINI CANYON LEDGE FIREPLACE	[D] OLDE ENGLISH BENCH W/ LEDGESTONE CAP	[E] OLDE ENGLISH BENCH W/ BULLNOSE CAP
DIMENSIONS	8' 3" H x 3' 4" W x 3' 10 1/4" D	8' 3" H x 3' 4" W x 3' 10 1/4" D	8' 3" H x 3' 4" W x 3' 10 1/4" D	OUTSIDE RADIUS 6' 11 1/4" W 2' 1" D INSIDE RADIUS 5' 8" W SEAT HEIGHT 18 3/8"	OUTSIDE RADIUS 6' 11 1/4" W 2' 1" D INSIDE RADIUS 5' 8" W SEAT HEIGHT 18 3/4"
TOTAL PALLETS	2	2	2	1	1
TOTAL WEIGHT (lbs.)	4,625	4,625	4,435	1,070	1,070
PRICE PER KIT					
PRICE PER FIREWOOD BOX KIT					

NOTE: Cap dimensions are included in bench measurements.

PRE-CUT & PRE-PACKAGED MAYTRX SEATING WALL KIT



[E] QUARTER ROUND


Half & Quarter Round MaytrX Seating Wall Kits are available in 3 styles (Split Face Only):

- MaytrX Wall Onyx/Natural with Natural Stone Bullnose Treads & Column Caps Cumberland Blue
- MaytrX Wall Sahara/Chestnut with Natural Stone Bullnose Treads & Column Caps Hampton Brown
- MaytrX Wall Toffee/Onyx with Natural Stone Bullnose Treads & Column Caps Cumberland Blue

NOTE: Column Kits (2) are included. Firepit is NOT included.

Total Natural Stone Bullnose treads for Quarter Round = 6 (3 seat / 3 wall cap)

Total Natural Stone Bullnose treads for Half Round = 12 (6 seat / 6 wall cap)




[F] HALF ROUND

SEATING WALL KIT	[E] QUARTER ROUND	[F] HALF ROUND
DIMENSIONS	14' 10" W, 5' D HEIGHTS: SEAT 17 5/8" • BACK WALL: 35 5/8" • COLUMN: 47 5/8"	15' 10" W, 9' 11" D HEIGHTS: SEAT 17 5/8" • BACK WALL 35 5/8" • COLUMN 47 5/8"
TOTAL PALLETS	6	9
TOTAL WEIGHT (lbs.)	11,075	24,854
PRICE PER KIT		

PRE-PACKAGED FIREPLACE KITS

PRE-PACKAGED OLDE ENGLISH PAVER OUTDOOR FIREPLACE KIT


Designed with small individual paver units, the Cambridge Pre-Packaged Olde English Paver Fireplace Kit has all the characteristics of a traditional brick fireplace. This kit is complete with a top of the line stainless steel fireplace, it also features stainless steel curtain pull screens, a stainless steel fire grate, a 4-foot high, air-cooled chimney and black powder coated termination cap complete with galvanized flashing. Also standard are refractory brick panels inside the firebox and five 6" x 6" polished granite tiles for the face on the front of the unit. Shipped as a wood burning unit, the fireplace can also be converted to gas. Only minimal cutting of approximately 23 pcs. of Olde English Pavers is required. See instructions. Step-by-step instructions in English and Spanish are included.



DIMENSIONS	7' 4" H x 4' 10" W x 4' 1/4" D (Fireplace including Chimney Cap) 20 3/16" H x 30" W x 20 1/4" D (Firebox)
TOTAL PALLETS	4
TOTAL WEIGHT (lbs.)	6,400
PRICE PER KIT	

PRE-PACKAGED OLDE ENGLISH PAVER FIREPLACE KIT WITH CAST STONE SURROUND DELUXE

Complete with an arched design Cast Stone Fireplace Surround, full width hearth, mantel, chimney cap and 8 1/8" x 8 1/8" square medallion. The surrounds are made of Architectural Cast Stone, which has the look of natural stone, and is a highly refined precast concrete combining the finest raw materials, one of the most advanced manufacturing technologies and exquisite craftsmanship to create a product worthy of your project. Cast stone is available in 2 color choices: Bluestone and Chestnut.




DIMENSIONS	7' 4" H x 4' 10" W x 4' 1/4" D (Fireplace including Chimney Cap) 20 3/16" H x 30" W x 20 1/4" D (Firebox)
TOTAL PALLETS	5
TOTAL WEIGHT (lbs.)	7,388
PRICE PER KIT	

OPTIONAL OLDE ENGLISH PAVER FIREWOOD BOX EXTENSION KIT



DIMENSIONS	31" H x 40" W x 36" D
TOTAL PALLETS	1
WEIGHT (lbs.)	2,425
PRICE PER KIT	

NATURAL GAS OPTION 18" DUAL OUTDOOR BURNER/LOG SET KIT




DIMENSIONS	18" WIDE
WEIGHT (lbs.)	66
PRICE PER KIT	Red Oak

PRE-PACKAGED FIREPLACE KITS

PRE-PACKAGED OLDE ENGLISH WALL OUTDOOR FIREPLACE KIT



The largest of the three Cambridge Pre-Packaged Fireplace Kits, the Olde English Wall Fireplace is the perfect kit for extending your outdoor living space. This kit is complete with a top of the line stainless steel fireplace, it also features stainless steel curtain pull screens, a stainless steel fire grate, a 4-foot high, air-cooled chimney and black powder coated termination cap complete with galvanized flashing. Also standard are refractory brick panels inside the firebox and five 8" x 8" polished granite tiles for the face on the front of the unit. Although shipped as a wood burning unit, it may also be converted to gas. See instructions. Ready to Install... absolutely NO cutting necessary. Step-by-step instructions in English and Spanish are included.



DIMENSIONS	9' H x 6' 8" W x 4' 4" D (Fireplace including Chimney Cap) 22 1/4" H x 41" W x 21 1/4" D (Firebox)
TOTAL PALLETS	8
TOTAL WEIGHT (lbs.)	18,500
PRICE PER KIT	


CAMBRIDGE PRE-PACKAGED OLDE ENGLISH WALL FIREPLACE KIT WITH CAST STONE SURROUND DELUXE

Complete with an arched design Cast Stone Fireplace Surround, full width hearth, mantel, chimney cap and 12" x 12" square medallion. The surrounds are made of Architectural Cast Stone, which has the look of natural stone, and is a highly refined precast concrete combining the finest raw materials, one of the most advanced manufacturing technologies and exquisite craftsmanship to create a product worthy of your project. Cast stone is available in 2 color choices: Bluestone and Chestnut.




DIMENSIONS	9' H x 6' 8" W x 4' 4" D (Fireplace including Chimney Cap) 22 1/4" H x 41" W x 21 1/4" D (Firebox)
TOTAL PALLETS	8
TOTAL WEIGHT (lbs.)	16,000
PRICE PER KIT	

OPTIONAL OLDE ENGLISH WALL FIREWOOD BOX EXTENSION KIT



DIMENSIONS	36" H x 44" W x 32" D
TOTAL PALLETS	1
WEIGHT (lbs.)	2,820
PRICE PER KIT	

NATURAL GAS OPTION 24" DUAL OUTDOOR BURNER/LOG SET KIT




DIMENSIONS	24" WIDE
WEIGHT (lbs.)	98
PRICE PER KIT	Red Oak

PRE-PACKAGED FIREPLACE KITS

PRE-PACKAGED MAYTRX WALL OUTDOOR FIREPLACE KIT


The MayTRx Fireplace is available in two distinct rock faced textures: Split Face and Renaissance. If contemporary style is preferred, this fireplace design is perfect. This kit is complete with a top of the line stainless steel fireplace, it also features stainless steel curtain pull screens, a stainless steel fire grate, a 4-foot high, air-cooled chimney and black powder coated termination cap complete with galvanized flashing. Also standard are refractory brick panels inside the firebox and six 6" x 6" polished granite tiles for the face on the front of the unit. Ready to Install... absolutely NO cutting necessary. Shipped as a wood burning unit, the fireplace can also be converted to gas. See instructions. Step-by-step instructions in English and Spanish included.



DIMENSIONS	8' 5" H x 5' 1 1/2" W x 4' D (Fireplace including Chimney Cap) 20 3/16" H x 36" W x 20 1/4" D (Firebox)
TOTAL PALLETS	5
TOTAL WEIGHT (lbs.)	13,800
PRICE PER KIT	SPLIT FACE

PRE-PACKAGED MAYTRX WALL FIREPLACE KIT WITH CAST STONE SURROUND DELUXE

Complete with an arched design Cast Stone Fireplace Surround, full width hearth, mantel, chimney cap and 8 1/8" x 8 1/8" square medallion. The surrounds are made of Architectural Cast Stone, which has the look of natural stone, and is a highly refined precast concrete combining the finest raw materials, one of the most advanced manufacturing technologies and exquisite craftsmanship to create a product worthy of your project. Cast stone is available in 2 color choices: Bluestone and Chestnut.




DIMENSIONS	8' 5" H x 5' 1 1/2" W x 4' D (Fireplace including Chimney Cap) 20 3/16" H x 36" W x 20 1/4" D (Firebox)
TOTAL PALLETS	6
TOTAL WEIGHT (lbs.)	12,000
PRICE PER KIT	SPLIT FACE

OPTIONAL MAYTRX WALL FIREWOOD BOX EXTENSION KIT



DIMENSIONS	36" H x 44" W x 38" D
TOTAL PALLETS	2
WEIGHT (lbs.)	4,700
PRICE PER KIT	SPLIT FACE

NATURAL GAS OPTION 18" DUAL OUTDOOR BURNER/LOG SET KIT




DIMENSIONS	18" WIDE
WEIGHT (lbs.)	66
PRICE PER KIT	Red Oak

PRE-CUT & PRE-PACKAGED OUTDOOR GRILL KITS

PRE-CUT & PRE-PACKAGED LEDGESTONE WALL GRILL MODULE KIT

This Grill Module is complete with LedgeStone Wallstones/Corners and a top of the line stainless steel appliance package, all set in a polished granite countertop. The countertop comes in a choice of Black Uba Tuba or Venetian Gold. Ready to install... absolutely NO cutting necessary. Step-by-step instructions in English and Spanish included.


DIMENSIONS	6' 3" L x 3' D x 3' 6" H
TOTAL PALLETS	3
TOTAL WEIGHT (lbs.)	6,030
PRICE PER KIT	



PRE-CUT & PRE-PACKAGED OLDE ENGLISH WALL GRILL MODULE KIT

In a smaller scale than the outdoor kitchen kit, the Grill Module is complete with Olde English Wallstones and a top of the line stainless steel appliance package, all set in a polished granite countertop. The countertop comes in a choice of Black Uba Tuba or Venetian Gold. Ready to install... absolutely NO cutting necessary. Step-by-step instructions in English and Spanish included.


DIMENSIONS	6' 3" L x 3' D x 3' 6" H
TOTAL PALLETS	2
TOTAL WEIGHT (lbs.)	5,500
PRICE PER KIT	



PRE-CUT & PRE-PACKAGED MAYTRX WALL GRILL MODULE KIT

This style comes complete with MayTrx 6 Wallstones as well as a top of the line stainless steel appliance package, all set in a polished granite countertop in a choice of Black Uba Tuba or Venetian Gold. Ready to install... absolutely NO cutting necessary. Step-by-step instructions in English and Spanish included.

DIMENSIONS	6' 3" L x 3' D x 3' 6" H
TOTAL PALLETS	3
TOTAL WEIGHT (lbs.)	5,450
PRICE PER KIT	SPLIT FACE




PRE-CUT & PRE-PACKAGED KITCHEN WITH ASADO COOKER KIT

PRE-CUT & PRE-PACKAGED OLDE ENGLISH WALL OUTDOOR KITCHEN W/ASADO COOKER KIT

Complete with Olde English Wallstones and appliances including grill, refrigerator, Coyote Asado Cooker, and cabinets all set in polished granite countertops. Step-by-step instructions in English and Spanish included.

DIMENSIONS L-SHAPED KITCHEN	SHORT SIDE: 6' 4" Long LONG SIDE: 12' Long • BOTH: 3' Deep
TOTAL PALLETS	7
TOTAL WEIGHT (lbs.)	14,300
PRICE PER KIT	



STAINLESS STEEL APPLIANCE PACKAGE


- Grill (38" Wide x 20" Deep)
- 5 Burners with 75,000 BTU auto-ignition
- 2 Lights for nighttime cooking
- Refrigerator
- Rotisserie
- Built-in thermometer
- Warming rack
- Slide-out grease tray
- Cabinet access doors

NOTE: All Gas Kits, Appliances & Accessories must be installed by a licensed plumber in accordance with all local municipality codes and ordinances. Installer must refer to product installation manual for specific installation and safety information.

PRE-PACKAGED OUTDOOR KITCHEN KIT

PRE-PACKAGED OLDE ENGLISH WALL KITCHEN KIT


Complete with everything you see! Olde English Wallstones, two concrete lintels, and appliances including grill, refrigerator, sink, and cabinets all set in polished granite countertops. Granite countertops come in 2 color choices: Black Uba Tuba or Venetian Gold. Ready to Install... absolutely NO cutting necessary. Step by step instructions in English and Spanish included.



DIMENSIONS L-SHAPED KITCHEN	SHORT SIDE: 6' 4" Long LONG SIDE: 12' Long • BOTH: 3' Deep
TOTAL PALLETS	6
TOTAL WEIGHT (lbs.)	12,500
PRICE PER KIT	

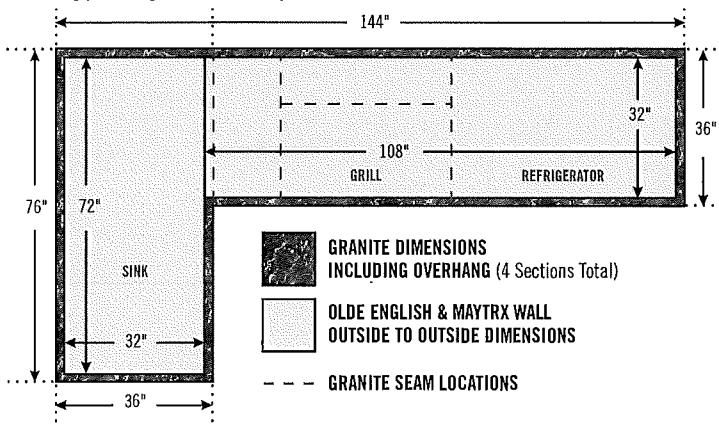
PRE-PACKAGED MAYTRX WALL KITCHEN KIT

Complete with MaytRx Wallstones and appliances including grill, refrigerator, sink, and cabinets all set in polished granite countertops. Granite countertops come in 2 color choices: Black Uba Tuba or Venetian Gold. Ready to Install... absolutely NO cutting necessary. Step by step instructions in English and Spanish included.



DIMENSIONS L-SHAPED KITCHEN	SHORT SIDE: 6' 4" Long LONG SIDE: 12' Long • BOTH: 3' Deep
TOTAL PALLETS	6
TOTAL WEIGHT (lbs.)	12,200
PRICE PER KIT	SPLIT FACE

Both kitchens are designed as a left side "L" shape. If your customer prefers a right side "L" shape call your Cambridge distributor and place a Special Order accordingly so the granite countertops can be custom made.



38" GRILL*

Double lined roll top grill with 2 lights for night time grilling. 20" x 38" cooking area with stainless steel grill grates and trim kit. 5 cast stainless steel 75,000 BTU burners with 6 sure lite gas valves with automatic ignition. Heavy duty stainless steel rotisserie with built in thermometer, warming rack and slide out grease tray. Grill is shipped as a Propane Gas (LP) Grill. For a Natural Gas (NG) Grill, specify on order accordingly.

STAINLESS STEEL REFRIGERATOR & FRAME*

Upright stainless steel refrigerator with space saving flush back design. Reversible door with left or right swing. Full range temperature control, built in beverage can dispenser and stainless steel trim kit. Dimensions: 19.25"W x 33"H x 22"D.

STAINLESS STEEL SINK*

Stainless steel drop in sink complete with hot and cold faucet set with long neck bar spout. Dimensions: 15"L x 15"W



STAINLESS STEEL ACCESS DOORS*

Allow easy access to propane tank under grill and plumbing under sink. All doors have slide hinges for easy removal providing ease of cleaning. Sink Single Door Dimensions: 22"H x 18"W x 2"D; Grill Double Doors Dimensions: 22"H x 33"W x 2"D.

*See manufacturer's manual for warranty details.

NOTE: Should you purchase the optional Cambridge Pre-Packaged Pergola Kit (Special Order) for the Olde English or MaytRx Wall Kitchen Kit it must be installed at the same time. The Pre-Packaged Pergola Kit requires concrete footings and CANNOT be added afterwards. When adding a Cambridge Pre-Packaged Pergola Kit the granite countertops will be made custom to fit.

ACCENT MEDALLIONS FOR ALL CAMBRIDGE PRE-PACKAGED KITS








Add Cambridge Medallions to all your Cambridge Kits. Guaranteed to enhance all your wall, column, kitchen & fireplace projects. Available in 2 shapes and sizes. Medallions are available in 2 color choices: Bluestone and Chestnut.

	SQUARE MEDALLION		ROUND MEDALLION	
	SMALL	LARGE	SMALL	LARGE
DIMENSIONS	8 1/8" x 8 1/8"	12" x 12"	8 1/8" Diameter	12" Diameter
TOTAL WEIGHT (lbs.)	11.5	24	8.9	13.5
PRICE PER MEDALLION				



Coyote Outdoor has received the highest honor of "Platinum List" awarded by Ocean Home magazine for the design and functionality and overall use of our grill and accessory products.

"A market leader in the design, development and production of high-quality stainless steel grills and accessories, Coyote offers to homeowners the chance to create their dream outdoor kitchens."



PRODUCT	COYOTE 38" GRILL (Drop-in Unit) <i>Cambridge Exclusive!</i>	AVANTI™ STAINLESS STEEL REFRIGERATOR AND FRAME	ELKAY™ STAINLESS STEEL SINK (Drop-in Unit)	STAINLESS STEEL ACCESS DOORS <i>Cambridge Exclusive!</i>	STAINLESS STEEL BAR CENTER PACKAGE (Drop-in Unit)	COYOTE GRILL COVER FOR KIT GRILL
DESCRIPTION AND DIMENSIONS	Double-lined & roll top grill with vented handle, thermometer and 2 lights for night time grilling. 20" x 38" cooking areas with stainless steel grill grates and heat control grids. 5 cast stainless steel 75,000 BTU burners with 6 sure lite gas valves with automatic ignition. Heavy duty stainless steel rotisserie, rotisserie storage rack, warming rack and slide out grease tray. Grill is shipped as a Propane Gas (LP) Grill. For a Natural Gas (NG) Grill, specify on order accordingly. GRILL CUTOUT DIMENSIONS: 38" W x 19 5/8" D x 9 1/4" H	Avanti™ upright stainless steel refrigerator with space saving flush back design. Reversible door with left or right swing. Full range temperature control, adjustable glass shelves, built in beverage can dispenser and stainless steel trim kit. DIMENSIONS: 19.25" W x 33" H x 22" D REFRIGERATOR FRAME CUTOUT DIMENSIONS: 20 1/2" W x 1 1/2" D x 36" H	Elkay™ Stainless steel drop in sink complete with hot and cold faucet set with long neck bar spout. Dimensions: 15" L x 15" W SINK CUTOUT DIMENSIONS: 14 1/4" W x 14 1/4" D x 7 5/8" H	Allow easy access to propane tank under grill and plumbing under sink. Solid Stainless Steel Handles and welded inner frame. 2 Options SINGLE DOOR DIMENSIONS: 22" H x 18" W x 2" D SINGLE DOOR CUTOUT DIMENSIONS: 15 3/8" W x 2" D x 19 5/8" H DOUBLE DOORS DIMENSIONS: 22" H x 33" W x 2" D DOUBLE DOOR CUTOUT DIMENSIONS: 30 5/8" W x 2 3/8" D x 19 1/2" H	Bar caddy complete with sink and long neck coldwater faucet, plus convenience features comprised of an ice compartment, removable cutting board, condiment holder with four compartments, speed rack, towel holder, & bottle opener. BAR CENTER CUTOUT DIMENSIONS: 29" W x 21 7/8" D x 9 3/8" H	38" DROP-IN
PRICE PER				SINGLE DOUBLE		

COYOTE ASADO COOKER

Designed for outdoor cooking enthusiasts who appreciate the flavor of charcoal grilling, the Asado Cooker from Coyote can grill, smoke or sear with ease. This grill is constructed from high grade ceramics which offer excellent heat retention, allowing you to cook at consistent temperatures for hours on end. The Asado grill offers 254 square inches of cooking area on a stainless steel grate. A dual-vent airflow system allows for precise control of cooking temperatures that can range from a smoking low, to a steak-searing high, maintaining temperatures for hours and requiring less fire tending than traditional smokers. The Coyote Asado Cooker includes an integrated thermometer, easy lifting wood handle, as well as optional stainless steel cart with heavy-duty casters with two folding wood side shelves.

FEATURES





- 304 Stainless Steel Coyote Signature Smoking Grate™
- Heat-resistant ceramic construction
- 254 sq. in. of cooking area
- Adjustable venting to maintain precise cooking temperatures
- Smoke, sear, grill option

ACCESSORY KIT

- Pizza Stone & Elevator
- Heat Deflector
- Beer-Can Chicken Holder
- Cooking Grate Grippers
- Waterproof Cover




DIMENSIONS




- Overall: 22 1/4" Diameter x 34" Height
- Cutout: 22 1/2" Diameter x 17" Height







PRODUCT	ASADO COOKER DROP-IN	ASADO COOKER FREESTANDING W/ CART & SIDE SHELVES	ASADO ACCESSORY KIT
PRICE			


OPTIONAL APPLIANCES & ACCESSORIES

COYOTE 28" GRILL		COYOTE 34" GRILL	
STYLE Available in Liquid Propane or Natural Gas (Custom Order Only)	Two high performance Coyote Infinity Burners™; 640 square inches of cooking area Up to 40,000 BTU of output.	Three cast high performance Coyote I-Burners™; 780 square inches of cooking area; Up to 60,000 BTU of output.	
			
	DROP-IN	WITH FREESTANDING CART	DROP-IN
PRICE			

COYOTE 42" GRILL WITH LED LIGHTS		COYOTE 50" HYBRID GRILL WITH LED LIGHTS	
STYLE Available in Liquid Propane or Natural Gas (Custom Order Only)	4 high performance Coyote Infinity Burners™; 1 infrared rear burner for rotisserie cooking; includes Rotisserie Kit; 1 Coyote RapidSear™ infrared searing burner; 1,275 square inches of cooking area; Up to 110,000 BTU of output.	GAS GRILL: 2 high performance Coyote I-Burners™; Interior grill lighting; Over 600 sq. inches of cooking area; Up to 40,000 BTU of output. CHARCOAL GRILL: Adjustable fuel tray; Over 600 square inches of cooking area; Use with charcoal or wood chips; Adjustable dampers for controlling air flow.	
			
	DROP-IN	WITH FREESTANDING CART	DROP-IN
PRICE			

COYOTE SLIDE-IN SIDE BURNER (LP or NG)		COYOTE COOLER	ROTISSERIE KIT	COYOTE GRILL COVER								
STYLE (Custom Order Only)												
			28"34"	28"34"42"50"								
	SINGLE BURNER	DOUBLE BURNER	DROP-IN	DROP-IN / CART	DRDP-IN	CART	DRDP-IN	CART	DRDP-IN	CART	DRDP-IN	CART
PRICE												

OUTDOOR PIZZA OVEN KITS



OLDE ENGLISH WALL PIZZA OVEN

Complete with Olde English Wallstones. Instructions in English and Spanish included. Choice of Cast Stone Surround Deluxe in Bluestone or Chestnut.


PROFESSIONAL QUALITY CARE & COOKING PACKAGE

- 13" Rectangular pizza peel for inserting and removing your pizza
- 8" Round pizza peel (for rotating pizza; not necessary with Fully-Assembled pizza oven)
- Adjustable brush with copper bristles
- Oven rake and ash shovel
- Wall-mounted peel rack

MAYTRX WALL PIZZA OVEN

Complete with MaytRx 6 Wallstones. Instructions in English and Spanish included. Choice of Cast Stone Surround Deluxe in Bluestone or Chestnut.

- 31"- diameter floors.
- Once the oven heats up to 800 degrees it will cook pizza in about 90 seconds.
- A decorative metal door encloses the opening when not in use.
- A "breaking in" period must be adhered to (See instructions).
- The installation of this kit requires a machine on site to set the pizza oven box.



DIMENSIONS	8' 2" H x 5' 4 1/4" W x 6' 3/4" D
TOTAL PALLETS	6
TOTAL WEIGHT (lbs.)	11,750
PRICE PER KIT	

DIMENSIONS	7' 6" H x 5' 8" W x 6' 9" D
TOTAL PALLETS	7
TOTAL WEIGHT (lbs.)	14,800
PRICE PER KIT	SPLIT FACE (Custom Order)

OUTDOOR BAR MODULE KITS


PRE-CUT & PRE-PACKAGED OLDE ENGLISH BAR MODULE KIT

Complete with Olde English Wallstones and a top of the line 30" Bar Center package set in a polished granite countertop in a choice of Black Uba Tuba or Venetian Gold. The finished bar also features a footrest that wraps around three sides. Ready to install... absolutely NO cutting necessary. Step-by-step instructions in English and Spanish included.



PRE-CUT & PRE-PACKAGED MAYTRX BAR MODULE KIT

This style comes complete with MaytRx Wallstones and a top of the line 30" Bar Center package set in a polished granite countertop in a choice of Black Uba Tuba or Venetian Gold. The finished bar also features a footrest that wraps around three sides. Ready to install... absolutely NO cutting necessary. Step-by-step instructions in English and Spanish included.



STAINLESS STEEL BAR CENTER PACKAGE

- Bar Caddy complete with sink and long neck cold water faucet plus convenience features comprised of an ice compartment, removable cutting board, condiment holder
- Refrigerator
- Cabinet access door
- with four compartments, speed rack, towel holder and bottle opener



DIMENSIONS	7' 8" L x 3' 7" D x 3' 6" H
TOTAL PALLETS	3
TOTAL WEIGHT (lbs.)	6,100
PRICE PER KIT	

DIMENSIONS	7' 8" L x 3' 7" D x 3' 6" H
TOTAL PALLETS	5
TOTAL WEIGHT (lbs.)	8,100
PRICE PER KIT	SPLIT FACE

OUTDOOR PATIO PUB & BISTRO TABLE KITS

PRE-PACKAGED PATIO PUB & BISTRO TABLE KITS



Choose from two styles — Olde English Wall (shown right) and MaytRx Wall (shown left). Both come with a choice of 48" x 48" square or 60" diameter round polished Granite Top in either Black Uba Tuba or Venetian Gold.

MAYTRX WALL

Complete with one pallet of MaytRx Column Wallstones to build a 22" x 22" single pedestal for a 42" high table.

OLDE ENGLISH WALL

Complete with 48 pieces of Olde English Wallstones to build a 20" x 20" single pedestal for a 42" high table.





	OLDE ENGLISH WALL ROUND	MAYTRX WALL ROUND	OLDE ENGLISH WALL SQUARE	MAYTRX WALL SQUARE
DIMENSIONS	20" L x 20" W 42" High Table	22" L x 22" W 42" High Table	20" L x 20" W 42" High Table	22" L x 22" W 42" High Table
TOTAL PALLETS	2	2	2	2
TOTAL WEIGHT (lbs.)	1,925	2,465	1,840	2,380
STYLE		SPLIT FACE		SPLIT FACE
PRICE PER KIT				

FIRE & WATER KITS

ETERNAL FLAME

"Chill-out" with one of the "hottest" trends in backyard amenities with this long, linear, gas-burning insert that is reminiscent of those found at a favorite restaurant, lounge or lodge setting. Sold separately. Your choice...

- Build one or more into in any custom Cambridge Wall System
- Situate in an enclosure of Cambridge Wallstones as a stand alone element
- Available in Natural gas or Liquid propane
- Complete drop-in fire pit insert utilizes a standing pilot with thermocouple to safely control gas flow. Flame sensing- flame blows out, gas will turn off. Spark ignition, no match required.
- Includes fully assembled stainless steel pan and stainless steel burner, control box with pilot assembly
- UL Certified, 76,000 BTU Flame




DIMENSIONS	37" x 8" PAN
WEIGHT (lbs.)	27
PRICE PER	

EVOLUTION 360 (Special Order Only)

A true fire and water attraction for your backyard retreat. Combining the best of both worlds—the calming sound of a water feature with the lighting and warmth of a firepit.

- Made with 76 pieces of LedgeStone Radius Wall with LedgeStone Cast Stone caps
- Patent pending burner design with backflow prevention and up to 90,000 BTU flame
- Remote control with auto relight, filtration, pump and level adjustment
- Available in Natural gas or Liquid propane.

DIMENSIONS	53" Inside, 68" Outside 19" Height (Wallstone) 28" Height (Fountain)
TOTAL PALLETS	2
TOTAL WEIGHT (lbs.)	2,809
PRICE PER KIT	




PRE-PACKAGED WATERFALL KITS

RECTANGULAR PRE-PACKAGED WATERFALL KIT

The rectangular waterfall kit is complete with 112 pieces of Olde English Wall and a pondless waterfall. Features a 24 in. waterfall with an illuminating light. One piece 33 gallon basin with prefiltered pump chamber. Tidal Wave 2 pump and Matala filter mat. Ready to install... absolutely NO cutting necessary. Step by step instructions in English and Spanish included.


DIMENSIONS	40" H x 3' 4" D x 7' W
BASIN DIMENSIONS	20" H x 24" D x 44" W
TOTAL PALLETS	1
TOTAL WEIGHT (lbs.)	3,400
PRICE PER KIT	



ROUND PRE-PACKAGED WATERFALL KIT

The round waterfall kit is complete with 30 pieces of Olde English Radius Wall, 61 pieces of Olde English Wall and a pondless waterfall. Features a 24 in. waterfall with an illuminating light. One piece 33 gallon basin with prefiltered pump chamber. Tidal Wave 2 pump and Matala filter mat. Ready to install... absolutely NO cutting necessary. Step by step instructions in English and Spanish included.

DIMENSIONS	40" H x 3' 5" D x 7' W
BASIN DIMENSIONS	20" H x 24" D x 44" W
TOTAL PALLETS	1
TOTAL WEIGHT (lbs.)	2,420
PRICE PER KIT	




FOUNTAIN KIT

WATER FEATURE WITH 3 FOUNTAINS

- Illuminated set of 3 color-changing vases in 18", 24" & 32" heights
- Can be installed into a Cambridge patio or anywhere in your landscape design
- LED light ring illuminates the 3 vases
- Complete with a 46" basin, pump, hardware and instructions

TOTAL PALLETS	1
TOTAL WEIGHT (lbs.)	200
PRICE PER KIT	

48 COLOR LIGHTING OPTIONS IN ONE!
Select one light color or run 16 different color changing combinations by remote control.
Standard on all Material & Waste Fountain Kits



PRE-PACKAGED SOLID ROOF PERGOLA

PRE-PACKAGED SOLID ROOF PERGOLA (Special Order)



- Aluminum pergola with solid panel roof, providing protection against rain and sun
- Frame available in two standard colors: White & Bronze; Roof in White only
- Standard Sizes: 12' x 12' x 9' high and 18' x 18' x 9' high
- Custom Sizes up to 18' x 18' x 9' high may be specified if needed to meet any unique requirements of your project
- Pergola includes one Accessory Beam and four recessed LED Spot Lights (shown in photo inset); Fans not included

NOTE: Delivery Not Included. Manufacturer requires that a professional installer be certified to install this model. Cambridge will provide installation cost, delivery cost and lead time at time of order. Contractor/Customer enters contract directly with PT Supply. Call Peter Twaite @ (908) 797-9746

SIZE	12' x 12' x 9'	Custom up to: 18' x 18' x 9'
PALLET SIZE	13' x 4' x 2'	VARIES
TOTAL WEIGHT (lbs.)	2,200	VARIES
STYLE	N/A	VARIES
PRICE PER KIT	CALL FOR PRICING	CALL FOR PRICING
INSTALLATION PRICE	CALL FOR PRICING	CALL FOR PRICING




PRE-PACKAGED LOUVERED PERGOLA

PRE-PACKAGED LOUVERED PERGOLA (Special Order)

- Aluminum pergola with rotating louvers and integrated LED Lighting
- Available in two standard styles: Traditional (white only) and Contemporary
- Available in two standard colors: White and Anthracite Grey
- Standard Sizes: 12' x 12' x 9' high & 18' x 18' x 9' high.
- Custom Sizes up to 18' x 18' x 9' high may be specified if needed to meet any unique requirements of your project.

NOTE: Delivery Not Included. Manufacturer requires that a professional installer be certified to install this model. Cambridge will provide installation cost, delivery cost and lead time at time of order. Contractor/Customer enters contract directly with PT Supply. Call Peter Twaite @ (908) 797-9746

SIZE	12' x 12' x 9'	Custom up to: 18' x 18' x 9'
PALLET SIZE	13' x 4' x 2'	VARIES
TOTAL WEIGHT (lbs.)	1,200	VARIES
STYLE	TRADITIONAL CONTEMPORARY	VARIES
PRICE PER KIT	CALL FOR PRICING	CALL FOR PRICING
INSTALLATION PRICE	CALL FOR PRICING	CALL FOR PRICING



PRE-PACKAGED PAVILION KIT


PRE-PACKAGED PAVILION KIT (Special Order)

Arched beams and dental molding highlight our pavilion design. Don't let the sun or rain cramp your outdoor living style! Perfect alone or in combination with other Cambridge kits, the Pavilion Kit from Cambridge will provide a year-round, low maintenance gathering spot that will beautify any project. This substantial and well-appointed structure is constructed of traditional building materials with all exposed surfaces using low maintenance materials. The cathedral ceiling is made of tongue and groove mahogany stained pine. The roof is asphalt shingle, hickory color. Other colors are available as special order. Customized pavilion with 8' Round Columns shown.

Choose between two standard sizes: (10' x 15' and 12' x 18'). Includes four 5' round columns to be set on any Cambridge Column (not included). Pre-crafted components and hardware along with a complete set of drawings and construction techniques are provided to facilitate installation by your carpentry crew or take advantage of an optional local installation service.

SIZE	10' x 15'	12' x 18'
PRICE PER KIT	CALL FOR PRICING	CALL FOR PRICING
INSTALLATION PRICE	CALL FOR PRICING	CALL FOR PRICING

NOTE: Delivery Not Included. Cambridge will provide installation cost, delivery cost and lead time at time of order.



ACCESSORIES

SUPERSAND Do not use with Stone Dust		G2 SUPERSAND Do not use with Stone Dust		G2 GATOR MAXX To be used for concrete overlays and stone dust applications only.				GATOR MAXX To be used for concrete overlays and stone dust applications only.		
BAGS PER PALLET	56 of one color (sold in full pallets only). One 50 Lb. bag covers approx. 75 Sq. Ft. of pavement.									
COLOR	BEIGE	SLATE GREY	BEIGE	SLATE GREY	BEIGE	GREY	BLACK DIAMOND	IVORY	BEIGE	GREY
PRICE - PER BAG										
PRICE - PER PALLET										

	EUROSTONE BOND To be used for Belgium 5-Pc. Design Kit, Cobblestone & Natural Stone Only	GATOR AQUA ROCK To be used for Permeable Pavers.		GATOR DUST To be used with Natural Stone Only.	
BAGS PER PALLET	56 of one color (sold in full pallets only) - One 50 Lb. bag covers approx. 23 Sq. Ft. of pavement.				
COLOR	SLATE GREY	GRANITE GREY		SAHARA BEIGE	STDNE GREY
PRICE - PER BAG		Custom Order			
PRICE - PER PALLET		Custom Order			

GATOR TILE POLYMERIC SAND To be used with Gator Base.				GATOR NITRO SAND For pedestrian use only. Do not use with concrete overlays.			
BAGS PER PALLET	40 of one color (sold in full pallets only). One 35 Lb. bag covers approx. 125 Sq. Ft. of tiles.			PAILS PER PALLET	48 of one color per pallet (sold by the pail). One 40 Lb. pail covers approx. 50 Sq. Ft. of pavement.		
COLOR	BLACK DIAMOND†	SLATE GREY		COLOR	BEIGE	BLACK	GREY
PRICE - PER BAG	Custom Order		Custom Order	PRICE - PER PAIL	Custom Order	Custom Order	Custom Order
PRICE - PER PALLET	Custom Order		Custom Order	PRICE - PER PALLET	Custom Order	Custom Order	Custom Order

GEOGRID & GEOTEXTILE REDUCED PRICING			
TYPE & STRENGTH	ROLL SIZE	PRICE/ROLL	PRICE/CARTON
CAMBRIDGE 5-SERIES GEOGRID	100 Sq. Yds./Roll (6 Ft. W x 150 Ft. L)		
CAMBRIDGE UNIVERSAL GEOGRID (Bi-Directional) For Walls Up To 6 Ft. Only	22.2 Sq. Yds./Roll (4 Ft. W x 50 Ft. L) - 222 Sq. Yds./Carton (10 Rolls in Display Carton)*		
CAMBRIDGE GEOTEXTILE SS5 Soil Strengtheners Under Base For Pavers	37.5 Sq. Yds./Roll (12 1/2 Ft. W x 27 Ft. L) Folded - 300 Sq. Yds., (8 Rolls in Display Carton)*		

GATOR FABRIC5 WOVEN			
DESCRIPTION	ROLL SIZE	PRICE/ROLL	PRICE/CARTON
Woven Geotextile provides stability and separation of subgrade under Pavers or Retaining Walls. (Other sizes available as a Special Order.)	4' x 100' - 9 Rolls/Carton*		
	12.5' x 432' (Custom Order)		
	6.25' x 100'		
	6.25' x 300' (Custom Order)		

GATOR GRID 30-30			
DESCRIPTION	ROLL SIZE	PRICE/ROLL	PRICE/CARTON
Biaxial Geogrid for Retaining Walls & Soil Reinforcement. (Other sizes available as a Special Order.)	4' x 50' - 15 Rolls/Carton*		
	6' x 50'		
	6' x 150'		
	12' x 150' (Custom Order)		

ADHESIVES			
PRODUCT	SIZE	PRICE/CASE	PRICE/EACH
GATOR XP LOW VOC ADHESIVE*	10 Oz. Tube / Case of 12		
	28 Oz. Tube / Case of 12		

SEALERS

PRODUCT	SIZE	PRICE / CASE	PRICE / EACH
GATOR SEAL NATURAL LOOK (WATER BASE)	1 Gal./Case of 4 Only*		
	5 Gallon		
GATOR SEAL SATIN LOOK (SOLVENT BASE)	1 Gal./Case of 4 Only*		
	5 Gallon		
GATOR SEAL WET LOOK (SOLVENT BASE)	1 Gal./Case of 4 Only*		
	5 Gallon		
GATOR SEAL RESEALER (SOLVENT BASE)	1 Gal./Case of 4 Only*		
	5 Gallon		
GATOR SEAL HYBRID SEALER HIGH GLOSS (WATER BASE)	1 Gal./Case of 4 Only*		
	5 Gallon		
GATOR SEAL HYBRID SEALER LOW GLOSS (WATER BASE)	1 Gal./Case of 4 Only*		
	5 Gallon		
GATORSEAL NATURAL STONE ZERO GLOSS & COLOR ENHANCER (WATER BASE)	1 Gal./Case of 4 Only*		
	5 Gallon		
GATORSEAL HYBRID SEALER LOW GLOSS + COLOR ENHANCER (Custom Order Only)	1 Gal./Case of 4 Only*		
	5 Gallon		
GATORSEAL HYBRID SEALER HIGH GLOSS + COLOR ENHANCER (Custom Order Only)	1 Gal./Case of 4 Only*		
	5 Gallon		
GATOR ROLLER 9"	Case of 12 Only*		
SOLVENT RESISTANT ROLLER 9"	Case of 12 Only*		
GATOR SPRAYER	Case of 12 Only*		

CLEANERS

PRODUCT	SIZE	PRICE / CASE	PRICE / EACH
GATOR CLEAN EFFLORESCENCE CLEANER	1 Gal. / Case of 4 Only*		
	5 Gallon		
GATOR PROFESSIONAL GRAOE EFFLORESCENCE REMOVER	5 Gallon		
GATOR CLEAN OIL & GREASE REMOVER XP	1 Qt. / Case of 6 Only*		
GATOR CLEAN RUBBER, PAINT & TAR REMOVER	1 Qt. / Case of 6 Only*		
	1 Gal. / Case of 4 Only*		
GATOR CLEAN SHAMPOO	5 Gallon		
GATOR CLEAN RUST REMOVER	1 Qt. / Case of 6 Only*		
	1 Gal. / Case of 4 Only*		
GATOR CLEAN SEALER STRIPPER	5 Gallon		
GATORENE	1 Gal. / Case of 4 Only*		

EDGE RESTRAINTS

PRODUCT	SIZE	PRICE	PALLET PRICE
GATOR XTREME EDGE Sold in Full Pallets Only (Custom Order)	50 lb. bag 56 Bags Per Pallet Covers Approx. 15 Lin. Ft. Per Bag	Per Bag	Per Pallet
GATOR RIGID EDGING 24 Pcs./Bundle • 28 Bundles/Pallet	8 Lin. Ft. Per Pc. 192 Lin. Ft. Per Bundle	Per Lin. Ft.	Per Lin. Ft.
GATOR FLEX EDGING 24 Pcs./Bundle • 28 Bundles/Pallet	8 Lin. Ft. Per Pc. 192 Lin. Ft. Per Bundle	Per Lin. Ft.	Per Lin. Ft.
GATOR TILE EDGING (Custom Order) 24 Pcs./Bundle • 16 Bundles/Pallet	8 Lin. Ft. Per Pc. 192 Lin. Ft. Per Bundle	Per Lin. Ft.	Per Lin. Ft.

GATOR BASE, SCREWS & SPACERS

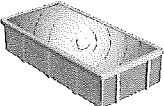


PRODUCT	SIZE	PRICE / PKG	PRICE
GATOR BASE	12 Pkgs, 10/Pkg, 57.9 SQ FT/Pkg (Custom Order)**		**
GATOR SCREWS	20 Pkgs/Cartron, 50 Units/Pkg (Custom Order)*		*
GATOR SPACERS 1/8" (Custom Order)	6 Pkgs/Box, 50 Units/Pkg		*
GATOR SPACERS 3/16" (Custom Order)	6 Pkgs/Box, 50 Units/Pkg		*
GATOR SPACERS 1/4" (Custom Order)	6 Pkgs/Box, 50 Units/Pkg		*

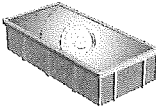


BINDERS

PRODUCT	SIZE	PRICE / CASE	PRICE / EACH
GATOR ROCK BOND (Binder Only)	1 Gal. / Case of 4 Only*		
GATOR ROCK BOND KIT	1 Qt. Binder / 40 Lbs. of Rock		


*Sold by the Case, Box or Carton only. **Sold by Pallet only. †Black Diamond covers approximately 10% less than other sand colors.

PAVER & WALL LIGHTS

	PAVERLIGHT 7-WATT	LIGHT KIT 4-WATT*	LIGHT KIT 4-WATT*	PAVERLIGHT 7-WATT	LIGHT KIT 7-WATT*	PAVERLIGHT 7-WATT	LIGHT KIT 7-WATT*
PRODUCT							
SIZE (inches)	4 x 8	8 LIGHT KIT	14 LIGHT KIT	6 x 9	6 LIGHT KIT	6 x 6	8 LIGHT KIT
NOTE	Sold By Case Only 10 Per Case	Per Box	Per Box	Sold By Case Only 10 Per Case	Per Box	Sold By Case Only 10 Per Case	Per Box
PRICE	PER CASE	PER BOX	PER BOX	PER CASE	PER BOX	PER CASE	PER BOX
PRICE - EACH							



	BC LEDGESTONE LIGHT 7-WATT	LIGHT KIT 4-WATT*	WALL LIGHT 7-WATT	WALL LIGHT KIT 7-WATT*	WALL LIGHT 7-WATT	WALL LIGHT KIT 7-WATT*
PRODUCT						
SIZE (inches)	4 1/2 x 9	14 LIGHT KIT	6 H x 8 L	4 LIGHT KIT	4 H x 12 L	4 LIGHT KIT
NOTE	Sold By Case Only 10 Per Case	Per Box	Sold By Case Only 8 Per Case	Per Box	Sold By Case Only 8 Per Case	Per Box
PRICE	PER CASE	PER BOX	PER CASE	PER BOX	PER CASE	PER BOX
PRICE - EACH						










* NOTE: All kits include wire & transformer. Additional lights cannot be added to transformer supplied without increasing size or number of transformers. Refer to technical literature from manufacturer.



Our state-of-the-art manufacturing facilities are centrally located and have industry-leading multi-color blend capabilities.

CAST STONE STONE VENEER

	CANYON LEDGE			TUSCAN FIELDSTONE		
STYLE						
AVAILABLE COLORS	Chestnut, Midnight Slate, Santa Fe			Chestnut, Midnight Slate, Santa Fe		
AVERAGE STONE DIMENSIONS	Length 8" - 22" • Height 1" - 8" Thickness 1" - 2 1/2"			Length & Height: Irregular Shapes from 5" - 17" Thickness 1" - 2"		
PRODUCT	FLATS - PALLET (Full weights will fluctuate and are not exact)	FLATS - HANDY PACK	CORNERS	FLATS - PALLET (Full weights will fluctuate and are not exact)	FLATS - HANDY PACK	CORNERS
PACKAGING	120 Sq. Ft./1,200 Lbs. (Sold in Full Pallets Only)	10 Sq. Ft./100 Lbs. (Sold in Full Handy Packs Only)	8 Lin. Ft./88 Lbs. (Sold in Full Handy Packs Only)	120 Sq. Ft./1,085 Lbs. (Sold in Full Pallets Only)	9 Sq. Ft./80 Lbs. (Sold in Full Handy Packs Only)	7 Lin. Ft./80 Lbs. (Sold in Full Handy Packs Only)
PRICING	PER SQ. FT.			PER SQ. FT.		

	ACCESSORIES					
	PRODUCT	COLORS	DIMENSIONS	PIECES PER BOX	PRICE PER BOX	
SMALL SOLDIER		Autumn Leaves (Complements Chestnut) Morning Mist (Complements Midnight Slate) Brown (Complements Santa Fe)	Width 4" x Height 5" Thickness 1 1/2"	10 (Sold by the Box Only)		BOX
LARGE SOLDIER		Autumn Leaves (Complements Chestnut) Morning Mist (Complements Midnight Slate) Brown (Complements Santa Fe)	Width 6" x Height 8" Thickness 1 1/2"	12 (Sold by the Box Only)		PIECE
WATER TABLE SILL (WITH ROCK FACE)		Autumn Leaves (Complements Chestnut) Morning Mist (Complements Midnight Slate) Brown (Complements Santa Fe)	Length 24" Back Height 2 7/8" Front Height 2" Reveal 2 3/4"	6 (Sold by the Box Only)		BOX
SHUTTER BLOCK		Brown (Complements Santa Fe & Chestnut) Sandy Buff (Complements Midnight Slate)	Length 13" Width 2 1/2" Height 2 1/2"	4 (Sold by the Box Only)		PIECE
SMALL KEYSTONE		Autumn Leaves (Complements Chestnut) Morning Mist (Complements Midnight Slate) Brown (Complements Santa Fe)	Top Width 8" Bottom Width 6" Height 10" Thickness 1 1/2"	4 (Sold by the Box Only)		BOX
LARGE KEYSTONE		Autumn Leaves (Complements Chestnut) Morning Mist (Complements Midnight Slate) Brown (Complements Santa Fe)	Top Width 10" Bottom Width 6" Height 13 1/2" Thickness 1 1/2"	3 (Sold by the Box Only)		PIECE
FIXTURE		Autumn Leaves (Complements Chestnut) Morning Mist (Complements Midnight Slate) Brown (Complements Santa Fe)	Width 8" x Height 12" Thickness 1 1/2" (4" Dia. Hole Centered)	2 (Sold by the Box Only)		BOX
RECEPTACLE		Autumn Leaves (Complements Chestnut) Morning Mist (Complements Midnight Slate) Brown (Complements Santa Fe)	Width 5" x Height 8" Thickness 1 1/2" (Single Receptacle Hole)	2 (Sold by the Box Only)		PIECE
DOUBLE RECEPTACLE		Autumn Leaves (Complements Chestnut) Morning Mist (Complements Midnight Slate) Brown (Complements Santa Fe)	Width 8" x Height 8" Thickness 1 1/2" (Double Receptacle Hole)	2 (Sold by the Box Only)		BOX

PRIORITY PRODUCTS PAVINGSTONES

Ledgestone 3-Pc. Design Kit

Ledgestone 3-Pc. Design Kit Bluestone Blend

Ledgestone 3-Pc. Design Kit Driftwood

Ledgestone 3-Pc. Design Kit Limestone Quarry Blend

Ledgestone 3-Pc. Design Kit Onyx/Natural

Ledgestone 3-Pc. Design Kit Sandstone Blend

Ledgestone 3-Pc. Design Kit Sahara/Chestnut

Ledgestone 3-Pc. Design Kit Sahara/Chestnut Lite

Ledgestone 3-Pc. Design Kit Stone Harbor

Ledgestone 3-Pc. Design Kit Toffee/Onyx

Ledgestone 3-Pc. Design Kit Toffee/Onyx Lite

Ledgestone 3-Pc. Design Kit Smooth

Ledgestone 3-Pc. Design Kit Smooth Limestone Quarry Blend

Ledgestone 3-Pc. Design Kit Smooth Onyx/Natural

Ledgestone 3-Pc. Design Kit Smooth Sandstone

Ledgestone XL 3-Pc. Design Kit

Ledgestone XL 3-Pc. Design Kit Bluestone Blend

Ledgestone XL 3-Pc. Design Kit Limestone Quarry Blend

Ledgestone XL 3-Pc. Design Kit Onyx/Natural

Ledgestone XL 3-Pc. Design Kit Sahara/Chestnut Lite

Ledgestone XL 3-Pc. Design Kit Sandstone

Ledgestone XL 3-Pc. Design Kit Toffee/Onyx Lite

Ledgestone XL 3-Pc. Design Kit Smooth

Ledgestone XL 3-Pc. Design Kit Smooth Bluestone Blend

Ledgestone XL 3-Pc. Design Kit Smooth
Limestone Quarry Blend

Ledgestone XL 3-Pc. Design Kit Smooth Onyx/Natural

Ledgestone XL 3-Pc. Design Kit Smooth Sandstone

RoundTable 6 x 9

RoundTable 6" x 9" Bluestone Blend

RoundTable 6" x 9" Coal

RoundTable 6" x 9" Limestone Quarry Blend

RoundTable 6" x 9" Mocha

RoundTable 6" x 9" Onyx

RoundTable 6" x 9" Onyx/Natural

RoundTable 6" x 9" Ruby/Onyx

RoundTable 6" x 9" Sahara/Chestnut

RoundTable 6" x 9" Toffee/Onyx

PRIORITY PRODUCTS PLUS WALLSTONES

Sigma 8 Split Face Plus

Sigma Plus 8" Wall Split Face (C)

Limestone Quarry Blend

Sigma Plus 8" Wall Split Face (C) Onyx/Natural

Sigma Plus 8" Wall Split Face (C) Toffee/Onyx

Olde English Wall 4 x 8 x 12

Olde English Wall Limestone Quarry Blend

Olde English Wall Onyx/Natural

Olde English Wall Sahara/Chestnut

Olde English Wall Sahara/Chestnut Lite

Olde English Wall Toffee/Onyx

Olde English Wall Toffee/Onyx Lite

MaytRx 6" Split Face Plus

MaytRx Plus Wall 6" Split Face (C)

Limestone Quarry Blend

MaytRx Plus Wall 6" Split Face (C) Onyx/Natural

MaytRx Plus Wall 6" Split Face (C) Sahara/Chestnut

MaytRx Plus Wall 6" Split Face (C)
Sahara/Chestnut Lite

MaytRx Plus Wall 6" Split Face (C) Toffee/Onyx

MaytRx Plus Wall 6" Split Face (C) Toffee/Onyx Lite

PRIORITY PRODUCTS CLASSIC WALLSTONES

Sigma 8 Split Face

Sigma 8" Wall Split Face Onyx/Natural

Sigma 8" Wall Split Face Sahara/Chestnut

Sigma 8" Wall Split Face Toffee/Onyx

Sigma 8 Corners

Sigma 8" Corner Split Face Onyx/Natural

Sigma 8" Corner Split Face Sahara/Chestnut

Sigma 8" Corner Split Face Toffee/Onyx

MaytRx 6 Split Face

MaytRx Wall 6" Split Face Onyx/Natural

MaytRx Wall 6" Split Face Sahara/Chestnut

MaytRx Wall 6" Split Face Toffee/Onyx

SECONDARY PRODUCTS PAVINGSTONES

Ledgestone 3-Pc. Design Kit

Ledgestone 3-Pc. Design Kit Limestone Quarry Blue

Ledgestone XL 3-Pc. Design Kit

Ledgestone XL 3-Pc. Design Kit Stone Harbor

Ledgestone 4.5 x 9

Ledgestone 4 1/2" x 9" Coal

Ledgestone 4 1/2" x 9" Mocha

Ledgestone 4.5 x 9 Smooth

Ledgestone 4 1/2" x 9" Smooth Coal

XL Smooth 24 x 36

XL Smooth 24 x 36 Bluestone Blend

XL Smooth 24 x 36 Limestone Quarry Blend

River Rock

Sherwood River Rock Coal

Sherwood River Rock Onyx/Natural

Brick Alley

Sherwood Brick Alley Coal

Belgium 5-Pc. Design Kit

Sherwood Belgium 5-Pc. Design Kit Coal

Sherwood Belgium 5-Pc. Design Kit Mocha

Bullnose 2 3/8"

Crusader Bullnose 6" x 12" - 2 3/8" Thick Coal

Crusader Bullnose 6" x 12" - 2 3/8" Thick Mocha

Crusader Bullnose 6" x 12" - 2 3/8" Thick Onyx/Natural

Crusader Bullnose 6" x 12" - 2 3/8" Thick Sandstone Blend

Ledgestone Cap

Crusader Ledgestone Cap with ArmorTec Coal

Crusader Ledgestone Cap with ArmorTec Mocha

Crusader Ledgestone Cap with ArmorTec Onyx/Natural

12 x 24 Cap

Crusader 12" x 24" Cap with ArmorTec Bluestone Blend

Crusader 12" x 24" Cap with ArmorTec Coal

Crusader 12" x 24" Cap with ArmorTec Mocha

SECONDARY PRODUCTS PLUS WALLSTONES

Sigma 8 Split Face Plus

Sigma Plus 8" Wall Split Face (C) Sahara/Chestnut

Garden Wall / Fire Pit Kits

Garden Wall Split Face (C) Limestone Quarry Blend

Garden Wall Split Face (C) Onyx/Natural

Olde English Non Tumbled Wall 4 x 8 x 12

Olde English NT Wall 4" x 8" x 12" Limestone Quarry Blend

Olde English NT Wall 4" x 8" x 12" Onyx/Natural

Plus Single-Sided 13 x 18 Cap Split Face

Plus Single-Sided 13" x 18" Caps Split Face (C) Coal

Plus Single-Sided 13" x 18" Caps Split Face (C) Mocha

Plus Single-Sided 13" x 18" Caps Split Face (C) Onyx/Natural

Plus Double Sided 13 x 12 Cap Split Face

Plus Caps 13" x 12" Split Face (C) Coal

Plus Caps 13" x 12" Split Face (C) Mocha

Plus Caps 13" x 12" Split Face (C) Onyx/Natural

Plus Split Face Column Kit

Plus Column Kit Split Face (C) Limestone Quarry Blend

Plus Column Kit Split Face (C) Onyx/Natural

Plus Column Kit Split Face (C) Sahara/Chestnut

Plus Column Kit Split Face (C) Toffee/Onyx

Corners

Sigma Plus 8" Corner Split Face (C) Limestone Quarry Blend

Sigma Plus 8" Corner Split Face (C) Onyx/Natural

Sigma Plus 8" Corner Split Face (C) Sahara/Chestnut

Sigma Plus 8" Corner Split Face (C) Toffee/Onyx

MaytRx & Omega have pieces in cube to split and make corner/end of wall

Belgium Curbstone

Limestone Quarry Blend

SECONDARY PRODUCTS CLASSIC WALLSTONES

Pyzique/ Fire Pit Kits

Pyzique Wall Split Face Onyx/Natural

Pyzique Wall Split Face Sahara/Chestnut

Pyzique Wall Split Face Toffee/Onyx

Single-Sided 12 x 18 Cap Split Face

Single-Sided 12" x 18" Caps Split Face Coal

Single-Sided 12" x 18" Caps Split Face Mocha

Single-Sided 12" x 18" Caps Split Face Onyx/Natural

Single-Sided 12" x 18" Caps Split Face Toffee/Onyx

Double Sided 13 x 12 Cap Split Face

Double-Sided Caps 13" x 12" Split Face Coal

Double-Sided Caps 13" x 12" Split Face Mocha

Double-Sided Caps 13" x 12" Split Face Onyx/Natural

Double-Sided Caps 13" x 12" Split Face Toffee/Onyx

Split Face Column Kit

Column Kit Split Face Onyx/Natural

Column Kit Split Face Sahara/Chestnut

Column Kit Split Face Toffee/Onyx

Corners

MaytRx & Omega have pieces in cube to split and make corner/end of wall

Edgestone

Edgestone Onyx/Natural

Edgestone Sahara/Chestnut

Edgestone Toffee/Onyx

FREQUENTLY ASKED QUESTIONS

CAN PAVINGSTONES BE SEALED, AND IF SO ARE THERE ANY SPECIFIC GUIDELINES?

Alliance Gator, our supplier of sealers and cleaners, recommends waiting 1 year before sealing, since the efflorescence bleeding process is unpredictable. Before sealing any surface one must ensure that there is no efflorescence in the pavers. Efflorescence is a natural process. It is a condition which occurs in all cement based products, as well as in many other paving products. The condition will usually correct itself with time and exposure to the elements. Sealing is a personal choice based on aesthetic preferences, but is not necessary. Prior to sealing, the pavingstones must be cleaned with an efflorescence cleaner.

DO YOU HAVE ANY TIPS ON REMOVING COMMON STAINS FROM CONCRETE PAVINGSTONES?

All pavements will stain. Under foot and vehicular traffic, they can become exposed to dirt, stains and wear. This is common to all pavements. The below tips address various steps to ensure the durability of interlocking concrete pavements.

Remember, one of the main advantages of concrete pavingstones versus asphalt or concrete is if a stain cannot be removed - the PAVES CAN!

We received these recommendations from Alliance Gator, as well as from contractors. Cambridge Pavers, Inc. does not warranty or guarantee these cleaning methods will work and does not assume any responsibility for the actions of those attempting to clean. Prior to applying the suggested cleaning agent to a large area, test on one or two pavingstones to make sure you are satisfied with the results. If you can, please choose a paver in an area not easily seen.

Asphalt and emulsified asphalt - Use Alliance Rubber, Paint and Tar Remover. Follow the directions and reapply if necessary. You can also try the following: chill with ice (if warm outside) and scrape away the excess with a hard plastic scraper. Apply Alliance XP Oil and Grease remover and follow directions on the container.

Cutback asphalt & roofing tar - Use Alliance Rubber, Paint and Tar Remover and follow the directions.

Blood, candy, ketchup, mustard and grease drippings from food - Use liquid dish soap and let penetrate 20-30 minutes. Scrub and rinse with hot water. You may also use Oxyclean mixed 4 scoops to a gallon of hot water. Let soak for 15 minutes, scrub with a nylon bristle brush, and rinse.

Caulking - Scrape off excess and scrub with a poultice of denatured alcohol and rinse with hot water and liquid dish soap.

Acrylic latex caulk - Use Alliance Rubber, Paint and Tar Remover or Alliance Eco Soy Stripper and follow guidelines for removal of dried paint.

Chewing gum - Same as caulking.

Clay Soil - Scrape off dry material. Scrub and rinse with hot water mixed with Alliance Shampoo.

Creosote - Apply a poultice with paint thinner and talc. Scrub and allow to dry. Scrape off and scrub with scouring powder and rinse with water.

Efflorescence - Use Alliance Efflorescence Remover. Dilute according to instructions on container. Apply and rinse with water.

Leaf stains - Use Clorox Pro Results Outdoor Bleach and follow the instructions for application. Of course - be sure to test one paver at a time. The cause of the problem is leaves which fall annually. This will continue to happen so a decision has to be made whether to live with or remove the tree.

Wood rot, mulch or tobacco stains - Use Oxyclean 4 scoops to a gallon of hot water. Apply and let soak for 15 minutes. Scrub with a nylon bristle brush and rinse with water. You may also use Pool Shock. Wet the entire surface to be cleaned then mix 1/2 lb of pool shock with 4 gallons of water. Apply, scrub, and rinse off.

Mold and mildew - Use Oxyclean or pool shock (follow same directions as above).

Mortar - Extremely difficult to remove. If mortar is fresh and not hardened, try Alliance Efflorescence Remover. Scrub and rinse with water. Reapply if necessary. It may be necessary to replace the paver.

Oil or grease that has penetrated - Soak up excess with rags and apply Alliance XP Oil & Grease Remover. Leave on for 6-8 hours till it dries to a powder and sweep off. Also works on antifreeze, brake fluid, hydraulic oil and citronella wax.

Paint - Fresh paint should be mopped up immediately with rags or paper towels by blotting. Do not wipe as this will spread the stain. Soak and then scrub the area with hot water, scouring powder and a stiff brush until no more improvement is seen. Let the remaining paint dry and remove as described below.

Dried paint - Scrape any excess oil based paint, varnish or water based latex paint off the surface. Use Alliance Rubber, Paint and Tar Remover or Alliance Eco Soy Stripper and follow the directions on the container. Another option is to purchase a commercial paint remover and follow the directions. Loosen with gentle scrubbing. Do not rub the loosened paint into the surface of the paver. Instead, blot up the loosened paint and thinner. Repeat as necessary. Note: latex paints once dried are more difficult to remove.

Soot from smoke - Use a solution of trisodium phosphate (TSP) diluted to directions on container. Scrub and rinse with water.

Tire skid marks - Use Alliance Rubber, Paint and Tar Remover or scrub the black area with water, detergent and scouring powder. In the case of small stained areas, removal and replacement of marred pavers may be an easier option.

Rust - Define the source of the rust stain (e.g.: sprinklers, patio furniture, fertilizers) and eliminate it to prevent reoccurrences. Apply Alliance Rust Remover and scrub with a stiff bristle brush. Multiple applications may be necessary. Follow directions accordingly. Test a small area of pavers first. Note: Rust Remover will damage a sealer.

CAN PAVINGSTONES BE INSTALLED ON A CONCRETE BASE?

As long as the ICPI Construction details are followed.

CAN PAVINGSTONES BE INSTALLED ANYWHERE INSTEAD OF ASPHALT OR POURED CONCRETE?

Yes. Choose Cambridge Pavingstones with value-added ArmorTec for any paving project. An interlocking Cambridge Pavingstones system will instantly improve your home's appearance and increase its appraised value. With dozens of shapes and colors to choose from, design possibilities for driveways, walkways, patios & pools, sunrooms and other areas are endless.

HOW DO CAMBRIDGE PAVINGSTONES HOLD UP COMPARED TO ASPHALT AND POURED CONCRETE?

Cambridge Pavers are more durable. Interlocking pavingstones are an engineered pavement system and are used at airports, taxiways, container ports, industrial and corporate campuses as well as on streets for urban renewal projects.

WHAT MAKES PAVINGSTONES SO STRONG?

They are made of high-density concrete. Cambridge Pavingstones are twice as strong as and less absorbent than poured concrete. The mortarless, flexible, interlocking system won't crack or heave as a result of ground movement. Ugly patches are a thing of the past.

CAN ARMORTEC[®] COME OFF?

No. ArmorTec[®] and the paver are, in fact, one. ArmorTec[®], also referred to as "hardfacing," has been field-proven for over 70 years in Europe, where pavingstone technology originated and continues to evolve.

CAN PAVINGSTONES BE INSTALLED OVER EXISTING PAVEMENT?

Yes. Cambridge Pavingstones can be used as an overlay over existing concrete patios and walkways as well as asphalt driveways. Costs incurred for removal and disposal of existing asphalt or concrete are therefore eliminated. Follow ICPI guidelines.

ARE PAVINGSTONES SLIPPERY?

No. Pavingstones surpass the standards for slip-resistance set by the Americans With Disabilities Act.

CAN PAVERS BE PLOWED?

All pavements can be damaged by steel plow blades. ICPI recommends using a rubber-edged plow blade.

CAN DE-ICING CHEMICALS BE USED ON PAVERS?

We recommend using sand as the preferred method for providing skid and slip resistance. If using de-icer we recommend only sodium chloride (NaCl). De-icer should be applied sparingly. Once loosened, snow and ice should be promptly removed to avoid a build-up in the concentration of the de-icing chemical. Do not use products that contain a blend of chemicals.

Congratulations! You have recently improved your property with strong, colorful and attractive Cambridge pavingstones. As a proud owner, you have invested in a long-lasting, durable, yet flexible pavement that adds value to your real estate. A truly beautiful yet practical pavement graces your property. If your project is about to begin, you can anticipate enhancing your property with the best paving system for your money.

WHAT IS EFFLORESCENCE?

There is a chance that after a few weeks or months pass, a white haze may appear on the surface of the pavers. This is known as efflorescence. It may appear randomly or in certain areas, and will be more pronounced on dark colored pavers. The white haze may give the impression that the color of the pavers is fading. When wet, the white disappears and the color of the pavers is enhanced. When they dry, the white haze reappears.

EFFLORESCENCE IS COMPLETELY NATURAL AND WILL DISAPPEAR WITH TIME

There is no reason to be concerned that your pavers are damaged or defective. The concrete pavers are going through a natural process. It is a condition that occurs in all cement-based products, as well as in many other paving products. The condition will usually correct itself with time and exposure to the elements.

WHEN WILL EFFLORESCENCE STOP?

When the supply of calcium hydroxide is exhausted. If you live in an area of frequent rain and sunny days, efflorescence and its passing may occur quickly. The process may take much longer in drier climates.

WILL IT GO AWAY NATURALLY?

Since many factors are involved in its formation, it is difficult to determine when efflorescence will stop. Just as it appears naturally, efflorescence will eventually disappear. Over time, rainwater can wash and wear it away. In urban areas with acidic rainfall, efflorescence may go away faster than in rural areas.




CAN IT BE REMOVED WITHOUT THE WAIT?

Yes, efflorescence may be cleaned with commercially available cleaners formulated specifically for concrete pavers. Cleaning should be performed immediately after efflorescence has appeared. It may reappear as long as the chemical reaction continues and cleaning may need to be done until efflorescence has stopped.

Most cleaners contain acid and detergents, so be sure to follow all label directions and environmental regulations. Careless or improper cleaning can result in injury, damage, and discoloration to the surface of the concrete pavers. Always conduct a test in a small, inconspicuous area before applying any cleaner to the entire area of concrete pavers. After cleaning, the pavers should be completely dry and free from efflorescence prior to applying any sealers.

THE CHEMISTRY OF EFFLORESCENCE

All concrete products contain cement which produces lime or water soluble calcium oxide. Lime can also be in the bedding sand, aggregate base materials, or soil. Although concrete pavers are solid, strong, and very dense, they contain millions of microscopic capillaries that run from the interior to the surface. Moisture from rain, sprinkler systems, underground sources, poor site drainage, or dew enters these microscopic capillaries. Calcium oxide inside the paver reacts with the water in the capillaries and forms calcium hydroxide. This rises to the surface, reacts with the carbon dioxide in the air, and forms a white haze of calcium carbonate. When moisture on the surface evaporates, the white haze of efflorescence becomes visible.



Efflorescence emerged from pores within a magnified area of a concrete paver. The calcium has been carried to the surface by water.


ELIMINATING EFFLORESCENCE

Most producers of pavers put chemical additives in the concrete to reduce the likelihood of efflorescence. Completely eliminating the chance of efflorescence, however, isn't possible because it's a natural byproduct of hardened concrete. It will stop when no more calcium hydroxide is available to move to the surface. There are cleaners available that can remove efflorescence. These will enhance the natural beauty of your concrete paver project. Consult your paver supplier to find an appropriate cleaner.

POLYMERIC HAZE

Polymeric haze from the use of polymeric joint sand may appear on your concrete products if the sand was not removed from the surface of the paver properly. This does not affect the integrity of the product or your installation. The hazing will weather away naturally with time and rain or it can be removed with a specialized cleaner. You are advised to contact your contractor. Cambridge Pavers, Inc. accepts no responsibility or liability for this occurrence.

For more information, visit www.cambridgepavers.com or www.icpi.org (the trade association representing the interlocking concrete paving industry)



Made in AMERICA

.....

We are changing America's landscape with Downspouts & Waterford. We went town to town all over the United States to upgrade their sidewalks, downtown areas, and park facilities with products that will outperform concrete and asphalt. We are allowing people to extend their living space beyond their four walls so that they can enjoy time with family and friends throughout the year. This is about something larger than a pretty driveway or patio. It is about an investment that makes people feel good about owning homes, or taking a walk in their local community. Our mission is to encourage positive change in the environments we utilize each and every day. We are proud to be a part of this change, one paving and one walkstone at a time.



RAFARID-01

BEGEL1

CERTIFICATE OF LIABILITY INSURANCE

DATE (MM/DD/YYYY)

4/21/2022

THIS CERTIFICATE IS ISSUED AS A MATTER OF INFORMATION ONLY AND CONFERS NO RIGHTS UPON THE CERTIFICATE HOLDER. THIS CERTIFICATE DOES NOT AFFIRMATIVELY OR NEGATIVELY AMEND, EXTEND OR ALTER THE COVERAGE AFFORDED BY THE POLICIES BELOW. THIS CERTIFICATE OF INSURANCE DOES NOT CONSTITUTE A CONTRACT BETWEEN THE ISSUING INSURER(S), AUTHORIZED REPRESENTATIVE OR PRODUCER, AND THE CERTIFICATE HOLDER.

IMPORTANT: If the certificate holder is an ADDITIONAL INSURED, the policy(ies) must have ADDITIONAL INSURED provisions or be endorsed. If SUBROGATION IS WAIVED, subject to the terms and conditions of the policy, certain policies may require an endorsement. A statement on this certificate does not confer rights to the certificate holder in lieu of such endorsement(s).

PRODUCER Nathan Butwin Company, Inc. 60 Cutter Mill Rd. Ste. 414 Great Neck, NY 11021	CONTACT NAME: Ellen Goldman (egoldman@butwin.com)	
	PHONE (A/C, No, Ext): (516) 466-4200	FAX (A/C, No): (516) 466-4213
	E-MAIL ADDRESS: info@butwin.com	
	INSURER(S) AFFORDING COVERAGE	NAIC #
	INSURER A: Utica First Insurance Co.	15326
INSURED Rafael Ridolfi DBA RR Paving & Masonry 112 Locust Avenue New Rochelle, NY 10805	INSURER B:	
	INSURER C:	
	INSURER D:	
	INSURER E:	
	INSURER F:	

COVERAGES

CERTIFICATE NUMBER:

REVISION NUMBER:

THIS IS TO CERTIFY THAT THE POLICIES OF INSURANCE LISTED BELOW HAVE BEEN ISSUED TO THE INSURED NAMED ABOVE FOR THE POLICY PERIOD INDICATED. NOTWITHSTANDING ANY REQUIREMENT, TERM OR CONDITION OF ANY CONTRACT OR OTHER DOCUMENT WITH RESPECT TO WHICH THIS CERTIFICATE MAY BE ISSUED OR MAY PERTAIN, THE INSURANCE AFFORDED BY THE POLICIES DESCRIBED HEREIN IS SUBJECT TO ALL THE TERMS, EXCLUSIONS AND CONDITIONS OF SUCH POLICIES. LIMITS SHOWN MAY HAVE BEEN REDUCED BY PAID CLAIMS.

INSR LTR	TYPE OF INSURANCE	ADDL INSD	SUBR WVD	POLICY NUMBER	POLICY EFF (MM/DD/YYYY)	POLICY EXP (MM/DD/YYYY)	LIMITS
A	<input checked="" type="checkbox"/> COMMERCIAL GENERAL LIABILITY			ART3000055460	3/15/2022	3/15/2023	EACH OCCURRENCE \$ 1,000,000
	<input type="checkbox"/> CLAIMS-MADE <input checked="" type="checkbox"/> OCCUR						DAMAGE TO RENTED PREMISES (Ea occurrence) \$ 50,000
							MED EXP (Any one person) \$ 5,000
							PERSONAL & ADV INJURY \$ 1,000,000
							GENERAL AGGREGATE \$ 2,000,000
							PRODUCTS - COMP/OP AGG \$ 2,000,000
	AUTOMOBILE LIABILITY						COMBINED SINGLE LIMIT (Ea accident) \$
	<input type="checkbox"/> ANY AUTO OWNED AUTOS ONLY		<input type="checkbox"/> SCHEDULED AUTOS				BODILY INJURY (Per person) \$
	<input type="checkbox"/> HIRED AUTOS ONLY		<input type="checkbox"/> NON-OWNED AUTOS ONLY				BODILY INJURY (Per accident) \$
							PROPERTY DAMAGE (Per accident) \$
	UMBRELLA LIAB		<input type="checkbox"/> OCCUR				EACH OCCURRENCE \$
	EXCESS LIAB		<input type="checkbox"/> CLAIMS-MADE				AGGREGATE \$
	<input type="checkbox"/> DED		<input type="checkbox"/> RETENTION \$				
	WORKERS COMPENSATION AND EMPLOYERS' LIABILITY						<input type="checkbox"/> PER STATUTE <input type="checkbox"/> OTH-ER
	ANY PROPRIETOR/PARTNER/EXECUTIVE OFFICER/MEMBER EXCLUDED? (Mandatory in NH)	<input type="checkbox"/> Y / <input type="checkbox"/> N	N / A				E.L. EACH ACCIDENT \$
	If yes, describe under DESCRIPTION OF OPERATIONS below						E.L. DISEASE - EA EMPLOYEE \$
							E.L. DISEASE - POLICY LIMIT \$

DESCRIPTION OF OPERATIONS / LOCATIONS / VEHICLES (ACORD 101, Additional Remarks Schedule, may be attached if more space is required)
Insured's premises address: 112 Locust Avenue, New Rochelle, NY 10805

CERTIFICATE HOLDER

CANCELLATION

Village of Irvington 85 Main Street Irvington, NY 10533	SHOULD ANY OF THE ABOVE DESCRIBED POLICIES BE CANCELLED BEFORE THE EXPIRATION DATE THEREOF, NOTICE WILL BE DELIVERED IN ACCORDANCE WITH THE POLICY PROVISIONS.
	AUTHORIZED REPRESENTATIVE <i>Ellen Goldman</i>



CERTIFICATE OF INSURANCE COVERAGE

NYS DISABILITY AND PAID FAMILY LEAVE BENEFITS LAW

PART 1. To be completed by NYS disability and Paid Family Leave benefits carrier or licensed insurance agent of that carrier

<p>1a. Legal Name & Address of Insured (use street address only) RAFAEL TEIXEIRA RIDOLFI DBA RR PAVING & MASONRY</p> <p>79 PLYMOUTH ROAD STAMFORD, CT 06906</p> <p>Work Location of Insured (Only required if coverage is specifically limited to certain locations in New York State, i.e., Wrap-Up Policy)</p>	<p>1b. Business Telephone Number of Insured 914-619-8002</p> <p>1c. Federal Employer Identification Number of Insured or Social Security Number 780259501</p>
<p>2. Name and Address of Entity Requesting Proof of Coverage (Entity Being Listed as the Certificate Holder)</p> <p>Village of Irvington Dept of Buildings 85 Main Street Irvington, NY 10533</p>	<p>3a. Name of Insurance Carrier ShelterPoint Life Insurance Company</p> <p>3b. Policy Number of Entity Listed in Box "1a" DBL552778</p> <p>3c. Policy effective period 03/22/2022 to 03/21/2023</p>

4. Policy provides the following benefits:

☒ A. Both disability and paid family leave benefits.

☐ B. Disability benefits only.


☐ C. Paid family leave benefits only.

5. Policy covers:

☒ A. All of the employer's employees eligible under the NYS Disability and Paid Family Leave Benefits Law.

☐ B. Only the following class or classes of employer's employees:

Under penalty of perjury, I certify that I am an authorized representative or licensed agent of the insurance carrier referenced above and that the named insured has NYS Disability and/or Paid Family Leave Benefits insurance coverage as described above.

Date Signed 4/20/2022 By 
 (Signature of insurance carrier's authorized representative or NYS Licensed Insurance Agent of that insurance carrier)

Telephone Number 516-829-8100 Name and Title Richard White, Chief Executive Officer

IMPORTANT: If Boxes 4A and 5A are checked, and this form is signed by the insurance carrier's authorized representative or NYS Licensed Insurance Agent of that carrier, this certificate is COMPLETE. Mail it directly to the certificate holder.

If Box 4B, 4C or 5B is checked, this certificate is NOT COMPLETE for purposes of Section 220, Subd. 8 of the NYS Disability and Paid Family Leave Benefits Law. It must be emailed to PAU@wcb.ny.gov or it can be mailed for completion to the Workers' Compensation Board, Plans Acceptance Unit, PO Box 5200, Binghamton, NY 13902-5200.

PART 2. To be completed by the NYS Workers' Compensation Board (Only if Box 4B, 4C or 5B have been checked)

State of New York
Workers' Compensation Board

According to information maintained by the NYS Workers' Compensation Board, the above-named employer has complied with the NYS Disability and Paid Family Leave Benefits Law (Article 9 of the Workers' Compensation Law) with respect to all of their employees.

Date Signed _____ By _____
 (Signature of Authorized NYS Workers' Compensation Board Employee)

Telephone Number _____ Name and Title _____

Please Note: Only insurance carriers licensed to write NYS disability and paid family leave benefits insurance policies and NYS licensed insurance agents of those insurance carriers are authorized to issue Form DB-120.1. Insurance brokers are NOT authorized to issue this form.



Additional Instructions for Form DB-120.1

By signing this form, the insurance carrier identified in Box 3 on this form is certifying that it is insuring the business referenced in Box 1a for disability and/or Paid Family Leave benefits under the NYS Disability and Paid Family Leave Benefits Law. The insurance carrier or its licensed agent will send this Certificate of Insurance Coverage (Certificate) to the entity listed as the certificate holder in Box 2.

The insurance carrier must notify the above certificate holder and the Workers' Compensation Board within 10 days IF a policy is cancelled due to nonpayment of premiums or within 30 days IF there are reasons other than nonpayment of premiums that cancel the policy or eliminate the insured from coverage indicated on this Certificate. (These notices may be sent by regular mail.) Otherwise, this Certificate is valid for one year after this form is approved by the insurance carrier or its licensed agent, or until the policy expiration date listed in Box 3c, whichever is earlier.

This Certificate is issued as a matter of information only and confers no rights upon the certificate holder. This Certificate does not amend, extend or alter the coverage afforded by the policy listed, nor does it confer any rights or responsibilities beyond those contained in the referenced policy.

This Certificate may be used as evidence of a NYS disability and/or Paid Family Leave benefits contract of insurance only while the underlying policy is in effect.

Please Note: Upon the cancellation of the disability and/or Paid Family Leave benefits policy indicated on this form, if the business continues to be named on a permit, license or contract issued by a certificate holder, the business must provide that certificate holder with a new Certificate of Insurance Coverage for NYS disability and/or Paid Family Leave Benefits or other authorized proof that the business is complying with the mandatory coverage requirements of the NYS Disability and Paid Family Leave Benefits Law.

NYS DISABILITY AND PAID FAMILY LEAVE BENEFITS LAW

§220. Subd. 8

(a) The head of a state or municipal department, board, commission or office authorized or required by law to issue any permit for or in connection with any work involving the employment of employees in employment as defined in this article, and notwithstanding any general or special statute requiring or authorizing the issue of such permits, shall not issue such permit unless proof duly subscribed by an insurance carrier is produced in a form satisfactory to the chair, that the payment of disability benefits and after January first, two thousand and twenty-one, the payment of family leave benefits for all employees has been secured as provided by this article. Nothing herein, however, shall be construed as creating any liability on the part of such state or municipal department, board, commission or office to pay any disability benefits to any such employee if so employed.

(b) The head of a state or municipal department, board, commission or office authorized or required by law to enter into any contract for or in connection with any work involving the employment of employees in employment as defined in this article and notwithstanding any general or special statute requiring or authorizing any such contract, shall not enter into any such contract unless proof duly subscribed by an insurance carrier is produced in a form satisfactory to the chair, that the payment of disability benefits and after January first, two thousand eighteen, the payment of family leave benefits for all employees has been secured as provided by this article.

CERTIFICATE OF WORKERS' COMPENSATION INSURANCE

***** 780259501
GALAXIE CENTER INC
133 LAKE AVENUE
YONKERS NY 10703



SCAN TO VALIDATE
AND SUBSCRIBE

POLICYHOLDER

RAFAEL T RIDOLFI
DBA RR PAVING & MASONRY
79 PLYMOUTH RD
STAMFORD CT 06906

CERTIFICATE HOLDER

VILLAGE OF IRVINGTON
DEPT OF BUILDINGS
85 MAIN STREET
IRVINGTON NY 10533

POLICY NUMBER	CERTIFICATE NUMBER	POLICY PERIOD	DATE
W2453 903-3	836369	09/18/2021 TO 09/18/2022	4/19/2022

THIS IS TO CERTIFY THAT THE POLICYHOLDER NAMED ABOVE IS INSURED WITH THE NEW YORK STATE INSURANCE FUND UNDER POLICY NO. 2453 903-3, COVERING THE ENTIRE OBLIGATION OF THIS POLICYHOLDER FOR WORKERS' COMPENSATION UNDER THE NEW YORK WORKERS' COMPENSATION LAW WITH RESPECT TO ALL OPERATIONS IN THE STATE OF NEW YORK, EXCEPT AS INDICATED BELOW, AND, WITH RESPECT TO OPERATIONS OUTSIDE OF NEW YORK, TO THE POLICYHOLDER'S REGULAR NEW YORK STATE EMPLOYEES ONLY.

IF YOU WISH TO RECEIVE NOTIFICATIONS REGARDING SAID POLICY, INCLUDING ANY NOTIFICATION OF CANCELLATIONS, OR TO VALIDATE THIS CERTIFICATE, VISIT OUR WEBSITE AT [HTTPS://WWW.NYSIF.COM/CERT/CERTVAL.ASP](https://www.nysif.com/cert/certval.asp). THE NEW YORK STATE INSURANCE FUND IS NOT LIABLE IN THE EVENT OF FAILURE TO GIVE SUCH NOTIFICATIONS.

THIS POLICY DOES NOT COVER THE SOLE PROPRIETOR, PARTNERS AND/OR MEMBERS OF A LIMITED LIABILITY COMPANY.

THIS CERTIFICATE IS ISSUED AS A MATTER OF INFORMATION ONLY AND CONFERS NO RIGHTS NOR INSURANCE COVERAGE UPON THE CERTIFICATE HOLDER. THIS CERTIFICATE DOES NOT AMEND, EXTEND OR ALTER THE COVERAGE AFFORDED BY THE POLICY.

NEW YORK STATE INSURANCE FUND

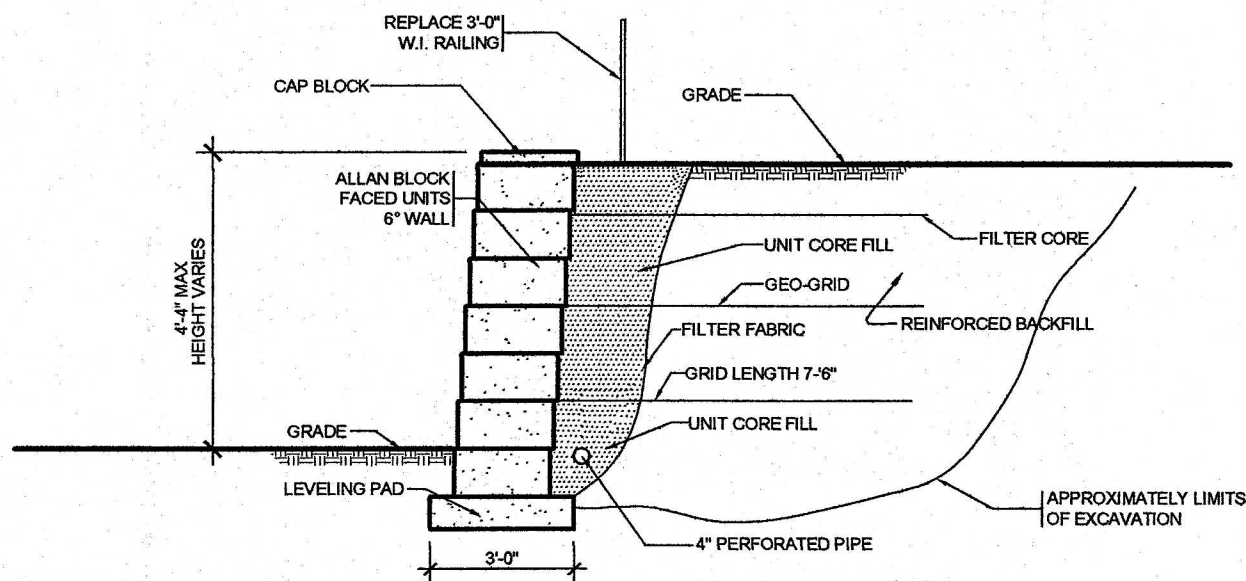


DIRECTOR, INSURANCE FUND UNDERWRITING

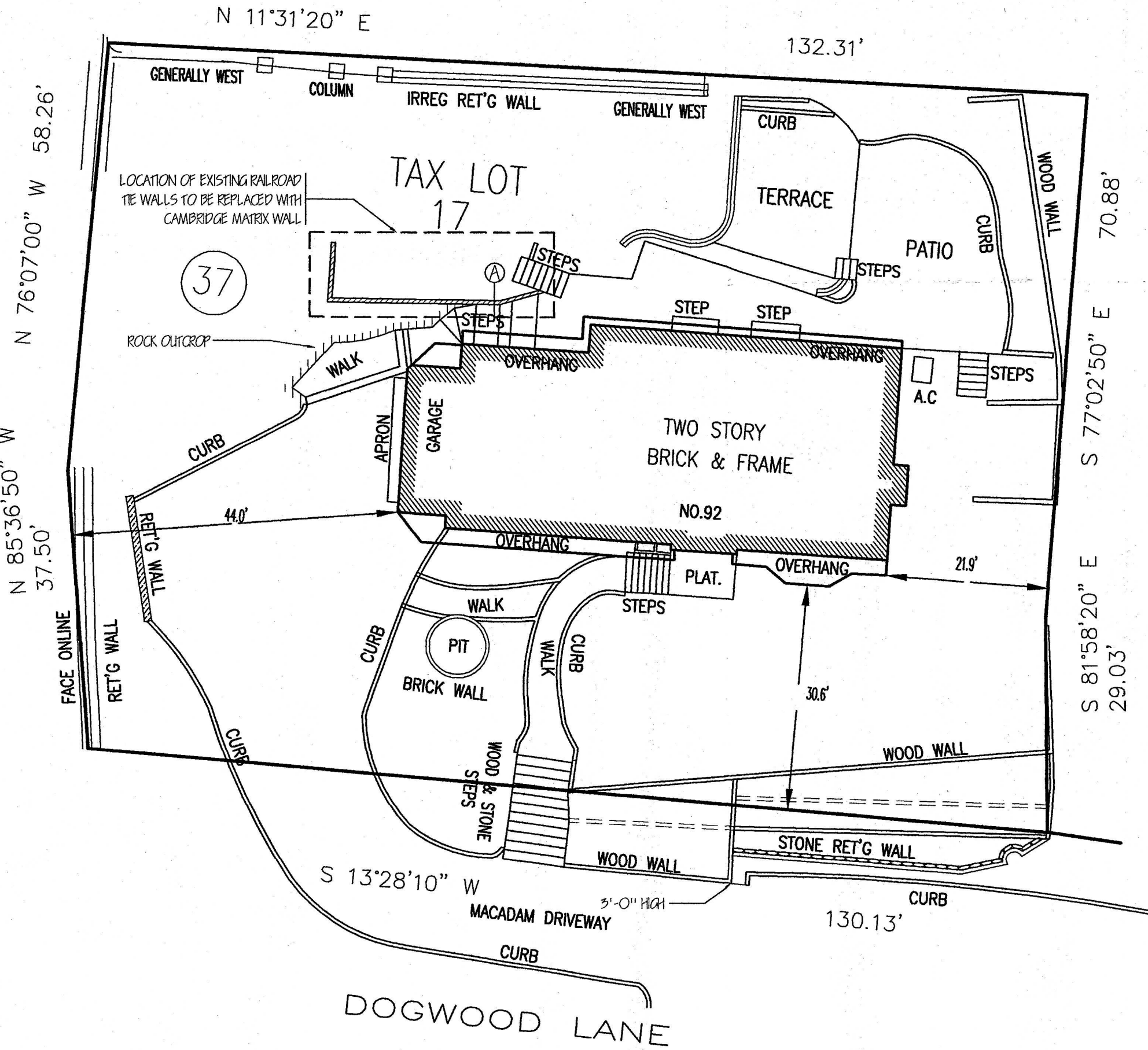
VALIDATION NUMBER: 89653511

Retaining Wall Notes

- 1) Verify all conditions and dimensions on the job site.
- 2) Written dimensions on these drawings shall have precedence over scaled dimensions and are nominal.
- 3) Engineer not responsible for supervision of construction or observation of work in progress.
- 4) Engineer to be notified of any change to plan and approved by him.
- 5) All work shall conform to all codes having jurisdiction, where conflicts of or between codes occur, the more stringent code shall supersede all others.
- 6) All contractors and/or sub-contractors are to plan the approved standards: A.I.S.C., Federal, U.S. etc., and the highest standards of their trade. All construction shall be performed to these standards.
- 7) No work to commence until approval is obtained and all necessary permits have been secured.
- 8) All work to be constructed on private property.
- 9) Set all work straight, plumb and level or with indicated slope.
- 10) Any variations from conditions as shown on these drawing shall be brought to the attention of the Engineer. Work Shall not proceed until clarification has been received.
- 11) Discrepancies and omissions on drawings and specifications shall be reported to the engineer in writing for clarification.
- 12) Drawings are not to be scaled - use dimensions only. contractor and/or Sub-Contractor must check all conditions at the job site. Any discrepancies and/or omissions from the plane and/or specification must be called to the attention of the Engineer, in writing.
- 13) All retaining walls are to be Cambridge Matrix Pre-Engineered 6° Walls.
- 14) The contractor shall be completely responsible for the safety of adjacent structures and/or properties.
- 15) All backfill material shall be clean, free from all debris, wood etc. and suitable for proper compaction
- 16) The Engineer is to be notified a minimum of twenty four (24) prior to any site visitation(s).
- 17) Any deviation from this plans shall cause the work to cease in the affected area until the change has been approved by the Engineer.
- 18) The Contractor is cautioned to make continuous observations of the existing retaining wall during the performance of his work and should he become aware of any situations that require further investigation or study (such as additional movments, cracks in masonry and partitions, additional deflections, etc.), he shall notify the Engineer.
- 19) These drawings and specifications are valid only if they bear the impressed seal and original signature of the Engineer whose name appears hereon.
- 20) Any unauthorized alterations of or additions to these drawings is a violations of section 7209 (2) of the New York State Education Law. Such authorization shall only be in writing, signed and sealed by the Engineer.



CAMBRIDGE MATRIX PRE-ENGINEERED 6° WALL
SCALE: 1/4" = 1'-0"




SITE PLAN

SCALE: 1" = 15'

NOTE
CONTRACTOR TO LOCATE
ALL UNDERGROUND UTILITIES
PRIOR TO CONSTRUCTION

To the best of my knowledge, believe, and professional judgement of the undersigned, the plans and specification depicted on these drawings are in compliance with the applicable provision so the New York State Uniform Fire Prevention and Building Code and the New York Energy Conservation Construction Code currently in effect.

Any unauthorized alteration of or addition to this drawing is a violation of Section 7209 (2) of the New York State Education Law. Such authorization shall only be in writing and sealed by the Engineer. All ideas, designs, arrangements and plans indicated or represented by this drawing are owned by and are the exclusive property of Steven A. Costa, P.E. and were created, evolved and developed for use on, and in connection with the project. None of such items, designs, arrangements or plans shall be used by, copied, reproduced or disclosed to any person, firm or corporation for any purpose whatsoever without the written permission of Steven A. Costa, P.E. (Copyright 2022).

Block: 45	<div>Retaining Wall Replacement @ 92 Dogwood Lane Irvington, New York Steven A. Costa, P.E. Consulting Engineer 756 Palisade Avenue Yonkers, NY 10703 (914) 968 - 5422</div>	Scale: as noted
Lot: 17		Date: 02/21/22
Sect: 2.90		Drawn by: J.M.A.S.
App. No.		Check'd by: S.A.C
		Sheet No.
		1
		of: 1